

Australia



[Go to text](#)

[Go to tables](#)

Americas



[Go to text](#)

[Go to tables](#)

New Zealand



[Go to text](#)

[Go to tables](#)

United Kingdom



[Go to text](#)

[Go to tables](#)

South Africa



[Go to text](#)

[Go to tables](#)

China




[Go to text](#)


[Go to tables](#)

[Exchange Rates](#)

[Next Sales](#)



FUHRMANN



SUPPLIERS OF GREASY AND SCOURED WOOL SINCE 1735

—WE AT FUHRMANN HAVE BEEN TRADING WOOL SINCE 1735...

TODAY, AS A PART OF THE PRESTIGIOUS SCHNEIDER GROUP WE OFFER AN INTERNATIONAL NETWORK, FINANCIAL STRENGTH, WEALTH OF EXPERIENCE AND A COMMITMENT TO OUR CUSTOMERS WORLDWIDE

Fuhrmann NZ Ltd • PO Box 1164, Christchurch, NEW ZEALAND
Tel: 64 3 379 6173 • Fax: 64 3 365 0747
email: fuhrmann@fuhrmann.co.nz



Lanas Trinidad

WWW.LANASTRINIDAD.COM

If you would like to place a banner advertisement in the Wool Market Report, please contact James Wilson at

jwilson@wtin.com

AUSTRALIA

Production forecast maintained

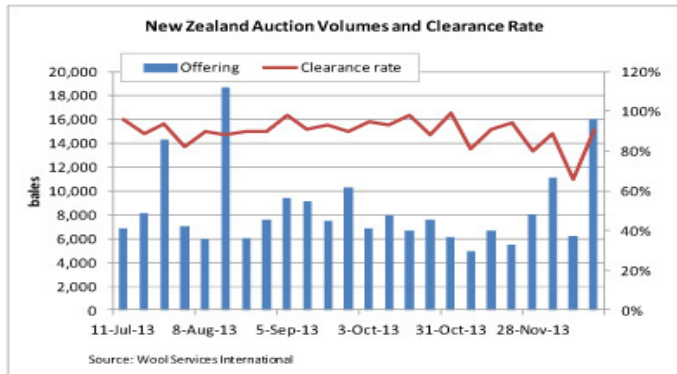
The latest meeting of Australian Wool Innovation's (AWI) Production Forecasting Committee on December 18 issued an unchanged estimate for 2013/14 output of 345,000 tonnes. However, the Committee raised its forecast for last season from 350,000 to 352,000 tonnes, thereby suggesting that the fall in production between the seasons will be greater than previously estimated, at 2.0%. Between July and November, Australian Wool Testing Authority Limited tested 2.7% less wool (in weight), compared with a year earlier.

The US Federal Reserve decision to start tapering its bond purchasing programme this week had a negative impact on the Australian dollar's standing against the US currency. By the time of writing, the exchange rate had pushed below A\$0.89. The further weakness of the local currency has underpinned expectations that auction values will rise in January.



NEW ZEALAND

Market rebounds from previous week's lows



Late notice that the scheduled South Island sale on January 9 would be cancelled due to insufficient wool being available, along with the recent dip in prices stimulating export demand, were the main factors prompting an upturn in auction values this week, reversing the recent trend. Wool Services International's Coarse Crossbred Indicator gained 2.7%, rising to 492 NZ cents per kilo, clean.

The offering of both North and South Island wool was the biggest since mid-August, with 16,054 bales coming under the hammer. However, a clearance rate of 90% was recorded.

Details of prices movements in the various categories of wool on offers are shown in the accompanying table.

MOVEMENTS IN NEW ZEALAND WOOL PRICES			
Wool type	Micron and length	Price change	Price change
		South Island compared to South Island sale on December 5, 2013	North Island compared to North Island sale on December 12, 2013
Mid-micron fleece	25 to 31.5 micron	1 to 4% cheaper	N/A
		South Island compared to North Island sale on December 12, 2013	
Fine crossbred fleece	31.5 to 34 micron 35 micron	1 to 3% dearer 4 to 7% dearer	1 to 3% cheaper 3% dearer
Fine crossbred early shorn and second shea	31.5 to 35 micron 3/5 inch 3/4 inch 2/4 inch and shorter	Firm to 4% dearer Firm 2% dearer	Firm 2 to 4% cheaper Firm to 4% dearer
Coarse crossbred fleece	36 to 39 micron Good colour Avg colour Poor colour	4.6% dearer 2.5% dearer 11.5% dearer	2 to 6% dearer Up to 1% dearer 9 to 10% dearer
Coarse crossbred early shorn and second shear	36 to 39 micron 3/5 inch 3/4 and 2/4 inch 2/3 inch	1 to 4% dearer 1 to 4% dearer N/A	4 to 6% dearer Firm to 1% dearer Up to 2% dearer
First lambs	27 to 30 micron	Nominally 5% dearer	1 to 5% dearer
Crossbred oddments	Combing Clothing	3% dearer 2 to 4% dearer	Up to 14% dearer 3 to 10% dearer

SOURCE: WOOL SERVICES INTERNATIONAL

AUSTRALIA

AWEX REGIONAL INDICATORS

AUSTRALIAN CENTS/KG, CLEAN, SCHLUMBERGER DRY.						Season 2012/13			Season 2013/14			
Region		Dec 5	Dec 10	Dec 11	Dec 12	Opening	High	Low	Opening	High	Low	Year ago
Northern	Sydney	1,171	-	1,150	1,153	1,089	1,058	944	1,036	1,171	1,082	1,100
Southern	Melbourne	1,124	1,115	1,114	1,120	1,068	1,123	915	1,020	1,128	1,050	1,051
Western	Fremantle	1,189	-	1,175	1,188	1,078	1,169	924	999	1,189	1,087	1,095
Eastern Market Indicator (EMI)		1,144	1,139	1,129	1,134	1,077	1,138	927	1,027	1,145	1,064	1,072

SOURCE: AUSTRALIAN WOOL EXCHANGE (AWEX)

AWEX REGIONAL MICRON PRICE GUIDES

AUSTRALIAN CENTS/KG, CLEAN, SCHLUMBERGER DRY.														
Northern Region - (Sydney)					Southern Region - (Melbourne)					Western Region - (Fremantle)				
Micron	Dec 5	Dec 10	Dec 11	Dec 12	Micron	Dec 5	Dec 10	Dec 11	Dec 12	Micron	Dec 5	Dec 10	Dec 11	Dec 12
16.5	1,455	-	1,440	1,453	16.5	1,448 n	1,436 n	1,436 n	1,439 n	16.5	-	-	-	-
17	1,423	-	1,398	1,419	17	1,407 n	1,387	1,388	1,393	17	-	-	-	-
17.5	1,407	-	1,380	1,381	17.5	1,370	1,357	1,357	1,361	17.5	-	-	-	-
18	1,394	-	1,360	1,366	18	1,369	1,348	1,344	1,355	18	1,347 n	-	1,328 n	1,337 n
18.5	1,367	-	1,330	1,337	18.5	1,353	1,336	1,329	1,339	18.5	1,327	-	1,316	1,327
19	1,331	-	1,309	1,316	19	1,324	1,311	1,309	1,317	19	1,312	-	1,291	1,307
19.5	1,308	-	1,277	1,290	19.5	1,301	1,288	1,285	1,294	19.5	1,302	-	1,282	1,302
20	1,284	-	1,263	1,274	20	1,287	1,271	1,272	1,280	20	1,276	-	1,268	1,282
21	1,274	-	1,251	1,266	21	1,274	1,261	1,261	1,269	21	1,266	-	1,252	1,267
22	1,254 n	-	1,238 n	1,251 n	22	1,258 n	1,251	1,251	1,260	22	1,248 n	-	1,237 n	1,246 n
23	-	-	-	-	23	-	1,228 n	1,232 n	1,248 n	23	-	-	-	-
24	-	-	-	-	24	-	-	-	-	24	-	-	-	-
25	-	-	-	-	25	871 n	863 n	862 n	862 n	25	-	-	-	-
26	775 n	-	764	764 n	26	768 n	765 n	766	773 n	26	-	-	-	-
28	679	-	674	674	28	674	673	673	673	28	-	-	-	-
30	640	-	633	634	30	633	624	626	628 n	30	-	-	-	-
32	550 n	-	549 n	549 n	32	558 n	558 n	558 n	-	32	-	-	-	-
MC	812	-	813	810	MC	810 n	810 n	810	810 n	MC	792 n	-	789 n	792 n

SOURCE: AUSTRALIAN WOOL EXCHANGE (AWEX)

NEW ZEALAND

NEW ZEALAND WOOL SERVICES INDICATORS

NZ CENTS PER KG, CLEAN					
	Merino	Mid Micron	Fine Xbred	Coarse Xbred	Lamb
Week 17 17/10/13	1454	763	593	569	N/A
Week 18 31/10/13	N/A	N/A	603	582	N/A
Week 19 7/11/13	1,469	768	591	585	N/A
Week 20 14/11/13	N/A	N/A	579	570	N/A
Week 21 21/11/13	1,436	774	584	568	N/A
Week 22 28/11/13	N/A	N/A	537	524	N/A
Week 23 5/12/13	1,471	747	528	515	N/A
Week 24 12/12/13	N/A	N/A	510	479	N/A
Week 25 12/19/13	N/A	727	515	492	N/A

SOURCE: NEW ZEALAND WOOL SERVICES INTERNATIONAL

SCHNEIDER FINE WOOL INDEXES

EACH INDEX REPRESENTS A MARKET QUOTATION, BASED ON AUSTRALIAN DOLLARS, FOR A SELECTED RANGE OF TYPES. THE INDEXES ARE NOT PRICE EXPRESSIONS.

Micron	28-Nov	5-Dec	12-Dec
15	1686	1692	1643
16	1471	1469	1494
17	1318	1325	1334
18	1282	1311	1285
19	1241	1265	1251

SOURCE: THE SCHNIEDER GROUP

SOUTH AFRICA

CAPE WOOLS OVERALL MERINO INDICATOR

SA CENTS/KG. CLEAN						
Dec11	Dec 3 & 4	% change	2013/14 Season		2013/14 Average	2012/13 Average
			high	low		
11,736	11,658	0.7	11,736	10,196	11,334	9,609

CHINA

NANJING WOOL MARKET

AVERAGE GREASY WOOL PRICES, EX-WAREHOUSE IN YUAN PER TONNE					
Product	China Type	Micron	Dec 5	Nov 28	Change %
Australian	T54PPFNF (100S)	16.5	96,250	96,450	-0.21
	T54PPFNF (90S)	17.5	88,850	89,050	-0.22
	T54PFNF (80S)	18.5	86,050	86,250	-0.23
	T54FNF (70S)	19.5	83,750	83,950	-0.24
	T55FNF	21	82,700	82,900	-0.24
	T56FNF	22.6	81,600	81,800	-0.24
	T58FNF	24.1	77,100	77,300	-0.26
	T423FNF	26.8	52,800	53,000	-0.38
	T424FNF	28.8	46,800	47,000	-0.43
T425FNF	32.2	41,100	41,300	-0.48	
Combed Australian	110S	15.5	179,050	179,750	-0.39
	100S	16.5	124,650	125,350	-0.56
	90S	17.5	108,650	109,350	-0.64
	80S	18.5	103,500	103,650	-0.14
	70S	19.5	101,500	100,350	1.15
	66S	21	97,000	96,800	0.21
	64S	22.6	95,500	95,600	-0.10
	60S	24.1	87,500	88,500	-1.13
	58S	26.8	62,800	63,500	-1.10
	56S	28.8	54,600	55,300	-1.27
Carbonized Australian	66S	21	73,000	74,000	-1.35
	64S	22.6	69,000	70,000	-1.43
New Zealand	T100 3-5"	32.2	40,500	40,800	-0.74
	T107 3-5"	33.7	38,500	39,000	-1.28
	T128 3-5"	34/36	37,000	37,500	-1.33
Combed New Zealand	56S	28.8	55,500	55,500	0.00
	50S	32.2	49,000	49,000	0.00
	48/50S	33.7	43,000	43,000	0.00
Uruguay	60S	24	80,000	80,000	0.00
	58S	26.8	57,500	57,500	0.00
	56S	28.8	47,500	47,500	0.00
Domestic	70S	19.5	84,600	84,600	0.00
	66S	21	81,000	81,000	0.00
	64S	22.6	69,500	69,500	0.00
	60S	24	61,500	61,500	0.00

SOURCE: NANJING WOOL MARKET

CAPE WOOLS FLEECE WOOL PRICES

SPINNERS AND GOOD TOPMAKING STYLES, AWEX TYPES MF4 AND MF5. FIBRE LENGTH MEASUREMENTS IN MILLIMETRES.								DECEMBER 11
Micron	100+	90	80	70	60	50	40	30
18.0	-	-	13,218	-	-	11,491	-	-
18.5	-	-	-	12,828	12,041	11,869	10,742	-
19.0	-	-	12,528	12,488	12,024	11,490	11,232	-
19.5	-	12,230	12,270	12,218	11,875	11,581	9,789	-
20.0	-	12,043	12,054	12,079	11,719	-	10,215	-
20.5	-	12,060	12,029	12,000	11,788	11,431	-	-
21.0	-	12,110	12,036	-	11,581	-	-	-
21.5	-	-	12,039	11,937	11,885	-	-	-
22.0	-	11,968	11,815	-	-	-	-	-
22.5	-	-	-	-	-	-	-	-
23	-	-	-	-	-	-	-	-
23.5	-	-	-	-	-	-	-	-
24.0	-	-	-	-	-	-	-	-

SOURCE: CAPE WOOLS.

SOUTH AFRICAN MOHAIR

MOHAIR AUCTION RESULT				DECEMBER 3
	Bales sold	Volume in kg	Av. price (rand/kg)	
Kids				
Long (A/B) Summer	-	-	-	
Long (A/B) Winter	117	12,916.8	289.42	
Medium (C) Summer	-	-	-	
Medium (C) Winter	94	10,700.1	296.79	
Short (D) Summer	-	-	-	
Short (D) Winter	39	4,327.8	280.01	
Washing (E) Summer	-	-	-	
Washing (E) Winter	11	1,029.5	215.79	
Seady/Stain and Locks	42	4,630.2	129.59	
Summer total	-	-	-	
Winter Total	261	28,974.2	-	
Young Goats				
Long (A/B) Summer	-	-	-	
Long (A/B) Winter	60	7,434.8	175.75	
Medium (C) Summer	-	-	-	
Medium (C) Winter	88	11,105.4	193.77	
Short (D) Summer	-	-	-	
Short (D) Winter	52	6,730.9	198.52	
Washing (E) Summer	-	-	-	
Washing (E) Winter	9	1,188.3	156.21	
Seady/Stain and Locks	28	2,941.8	84.81	
Summer total	-	-	-	
Winter Total	209	26,459.4	188.23	
Adults				
Long (A/B) Fine	29	3,559.9	122.73	
Long (A/B) Strong	118	15,501.5	91.37	
Medium (C) Fine	118	15,755.6	124.85	
Medium (C) Strong	101	12,972.0	91.41	
Short (D) Fine	59	7,360.3	115.31	
Short (D) Strong	53	6,588.0	88.24	
Washing (E) Fine	19	2,387.9	94.46	
Washing (E) Strong	15	2,011.7	85.59	
Seady/Stain and Locks	114	12,543.5	65.58	
Fine total	225	29,063.7	119.68	
Strong Total	287	37,073.2	90.51	

SOURCE: MOHAIR SOUTH AFRICA

UNITED KINGDOM

BRITISH QUOTATIONS FOR TOPS

Old Quality	Mic/Lgt	Dec 19	Dec 12	Dec 5	3 months ago	Year ago
Merino/fine crossbred						
120's	17.5	1,065	1,070	1,080	1,110	1,205
110's	18.0	1,050	1,055	1,070	1,070	1,150
80's	19/66	980	985	990	1,010	1,100
70's super	21/70	905	910	915	925	1,015
70's blended	21/65	895	900	905	910	985
66's	22/65	895	900	900	910	985
64's super	23/68	890	895	890	900	955
64's blended	23/64	770	775	770	760	805
60's super	25/70	680	685	685	705	765
60's blended	25.5/70	640	640	640	660	625
58's super	27.5/8	560	560	560	575	590
58's blended	28/78	520	520	520	535	510
Crossbred						
56's (Australian)	29.5	505	505	505	515	510
56's super	29.5	475	475	475	495	490
54's	31	465	465	465	480	475
50's	34	460	460	460	475	465
£/US\$ rate		1.64	1.64	1.64	1.61	1.61
British crossbred						
31.5 English		380	380	385	385	350
33/34 English		370	370	375	375	320

BRADFORD AUCTION PRICES IN P/KG

GRADE DESCRIPTION		Dec 11	Nov 27	Oct 30	Oct 16
N.Q. = NO QUOTE					
226	Fine wethers no. 1	162	169	180	175
232	Fine cast no. 2	154	155	166	166
338	Halfbred wethers no. 1	171	177	189	187
345	Halfbred wethers cast no. 2	166	172	186	181
430	Mule wethers no. 1	176	177	186	192
434	Mule cast no. 2	165	171	184	183
616	Cheviot wethers no. 1	191	189	194	NQ
620	Cheviot wethers cast no. 2	184	192	195	NQ
659	Fine radnor cross cast no.2	153	162	175	178
663	Welsh cast	113	118	127	134
666	Welsh red kempy & light grey	106	110	118	123
668	Fine radnor cross red kempy & light grey	119	122	135	132
707	Swaledale & dalesbred	83	89	95	98
709	Swaledale grey	71	NQ	90	86
723	Blackface carpet white	154	161	164	160
732	Blackface light cast	149	150	158	149
BRITISH FLEECE INDICATOR P/KG					
Greasy		146	152	162	151
Clean		217	225	238	236

SOURCE: BRITISH WOOL MARKETING BOARD

SPECIALITY FIBRES

SPECIALITY FIBRES - QUOTATIONS FOR ALL THE FOLLOWING FIBRES AND TOPS ARE AVERAGE PRICES IN US\$ PER KG, FOB				
	Dec 19	Dec 12	Dec 5	Nov 28
Chinese cashmere (dehaired)				
White				
Hosiery 38mm	165.00	168.00	168.00	168.00
Weaving 32mm	135.00	137.00	137.00	137.00
Brown				
Hosiery 38mm	142.00	145.00	145.00	145.00
Weaving 32mm	132.00	135.00	135.00	135.00
Mongolian cashmere (dehaired)				
Brown	123.00	125.00	125.00	125.00
Light Grey	124.00	126.00	126.00	126.00
Afghan/Iranian cashmere (dehaired)				
White	116.00	116.00	116.00	116.00
Fawn	112.00	112.00	112.00	112.00
Dark Brown	110.00	110.00	110.00	110.00
Cape mohair tops				
Adult 37 microns	19.00	19.00	19.00	19.00
Young goat 33 microns	24.00	24.00	24.00	24.00
Super young goat 31 microns	35.00	35.00	35.00	35.00
Kid 28 microns	45.00	45.00	45.00	45.00
Kid 25 microns	53.00	53.00	53.00	53.00
Alpaca tops				
White Baby (BL)	32.00	32.00	32.00	32.00
Fine spinning (FS)	19.00	18.00	18.00	18.00
Adult (AG)	11.00	11.00	11.00	11.00
Angora				
Super quality	39.00	40.00	40.00	40.00
1st quality	36.00	37.00	37.00	37.00
2nd quality	34.00	35.00	35.00	35.00
3rd quality	33.00	34.00	34.00	34.00
4th quality	32.00	33.00	33.00	33.00
Off	25.00	26.00	26.00	26.00
Camel-hair (dehaired)				
Super baby	45.00	45.00	45.00	45.00
Medium baby	30.00	30.00	30.00	30.00
Adult	23.00	23.00	23.00	23.00
Yak-hair (dehaired)				
Super	41.00	41.00	41.00	41.00
Medium	30.00	30.00	30.00	30.00
Silk				
Mulberry sliver	53.00	54.00	54.00	54.00
Mulberry noil	14.00	14.00	14.00	14.00
Tussah sliver	41.00	41.00	41.00	41.00
Tussah noil	13.00	13.00	13.00	13.00

SOURCE: SEAL INTERNATIONAL

AMERICAS

URUGUAY - UNLESS OTHERWISE STATED, PRICES ARE IN US\$/KG, GREASY AT FARMGATE FOR THE PERIOD OCTOBER 4 - 10

Wool Type	Microns	Unconditioned Lots	Conditioned Lots	
			US\$ 0.02 Prime	US\$ 0.04 Prime
Merino Superfine Fleece	19.0 - 20.5	-	6.20	6.50
	20.6 - 21.0	-	-	6.50
Merino Fleece	21.1 - 22.0	6.15	-	6.35
	22.1 - 22.5	-	-	-
Merino Crossbred Fleece	22.6 - 23.5	5.80	-	5.50
	23.6 - 24.0	-	-	5.00
Polwarth Fleece	Finer than 23.5	-	-	6.00
	23.6 - 24.0	-	5.50	-
	24.1 - 24.9	-	5.40	-
	25.0 or coarser	-	-	-
Merilin Fleece	24.1 or coarser	-	-	-
(Uruguayan breed)	24.1 or coarser	-	-	-
Fine Crossbred Fleece	24.2 - 25.4	-	-	-
Fine Crossbred and	25.5 - 26.5	-	-	-
Fine Corriedale Fleece	26.6 - 27.5	-	-	-
Medium Corriedale Fleece	27.6 - 28.5	3.10 - 3.00	3.15 - 3.20	3.25 - 3.27 - 3.30
	28.6 - 29.5	3.00	-	-
Strong Corriedale Fleece	29.6 - 30.5	-	-	-
	30.6 or coarser	-	-	-
Romney Marsh Fleece	34.0 or finer	-	-	-
	34.1 or coarser	-	-	-
Fine Bellies	-	1.00	1.00 - 0.80	1.00 - 0.85
Other Bellies	-	0.60 - 0.50 - 0.55	0.60 - 0.50	0.85 - 0.60

SOURCE: URUGUAYAN WOOL SECRETARIAT (SUL)

ARGENTINA - UNLESS OTHERWISE STATED, PRICES ARE IN US\$/KG, GREASY AT FARMGATE FOR THE PERIOD DECEMBER 5 - 12

Fineness	Combing Yield				
	40%	45 %	50 %	55 %	60 %
16.0	3.40	3.90	4.43	4.90	5.38
16.5	3.30	3.79	4.31	4.76	5.22
17.0	3.20	3.67	4.18	4.62	5.07
17.5	3.11	3.57	4.07	4.50	4.94
18.0	3.12	3.58	4.07	4.51	4.94
18.5	3.06	3.52	4.00	4.43	4.86
19.0	3.04	3.49	3.93	4.35	4.78
19.5	2.98	3.42	3.85	4.27	4.68
20.0	2.94	3.38	3.82	4.21	4.60
20.5	2.93	3.36	3.81	4.20	4.58
21.0	2.94	3.38	3.83	4.22	4.61
21.5	2.93	3.37	3.81	4.20	4.58
22.0	2.94	3.38	3.81	4.20	4.58
22.5	2.90	3.34	3.76	4.14	4.52
23.0	2.86	3.29	3.71	4.11	4.48
23.5	2.76	3.18	3.59	3.99	4.38
24.0	2.64	3.04	3.43	3.82	4.19
24.5	2.32	2.68	3.03	3.38	3.71

SOURCE: PROLANA

EXCHANGE RATES

	€	£	US \$	A \$	£ 3 Mths ago	£ Year ago
US \$	1.37	1.64		0.89	1.61	1.61
£	0.84		0.61	0.54		
€		1.20	0.73	0.65	1.19	1.23
A \$	1.54	1.85	1.13		1.69	1.53
NZ \$	1.67	2.00	1.22	1.08	1.91	1.91
SA Rand	14.15	16.93	10.35	9.17	15.52	13.95
¥	142.25	170.21	103.99	92.20	158.99	134.47
Index	97.52	84.29	86.52	98.72	83.19	83.75

NEXT SALES

- **January 9:** **Napier (15,000 bales)**
- **January 14:** **Bradford**
- **January 15:** **Port Elizabeth (wool)**
- **Week commencing January 6:** **Australia**

Analysis

Matt Robinson
mrobinson@wtin.com

E-mail: mrobinson@wtin.com
Internet: www.wtin.com
Copyright © 2013 World Textile Information Network Ltd.

Production

Jay Faulkner
design@wtin.com

All rights reserved. No part of this publication may be reproduced, stored in a retrieval system, or transmitted, in any form or by any means, electronic, mechanical, photocopying, recording or otherwise, without the written permission of the publisher.

Subscriptions

Adam Ross
aross@wtin.com

Managing Director

Mark Jarvis
mjarvis@wtin.com

Wool Market Report is published by World Textile Information Network Ltd.
WestOne, 114 Wellington Street, Leeds, LS1 1BA, United Kingdom
Tel: +44 (0)113 388 4882
Fax: +44 (0)113 388 4844

Disclaimer: Information contained in this report is obtained from sources believed to be reliable, however no responsibility nor liability will be accepted by WTIN for commercial decisions claimed to have been based on the content of the report.