

Australia



[Go to tables](#)

Americas



[Go to text](#)

[Go to tables](#)

New Zealand



[Go to text](#)

[Go to tables](#)

United Kingdom



[Go to tables](#)

South Africa



[Go to tables](#)


China




[Go to tables](#)

[Exchange Rates](#)

[Next Sales](#)



FUHRMANN



SUPPLIERS OF GREASY AND SCOURED WOOL SINCE 1735

—WE AT FUHRMANN HAVE BEEN TRADING WOOL SINCE 1735...

TODAY, AS A PART OF THE PRESTIGIOUS SCHNEIDER GROUP WE OFFER AN INTERNATIONAL NETWORK, FINANCIAL STRENGTH, WEALTH OF EXPERIENCE AND A COMMITMENT TO OUR CUSTOMERS WORLDWIDE

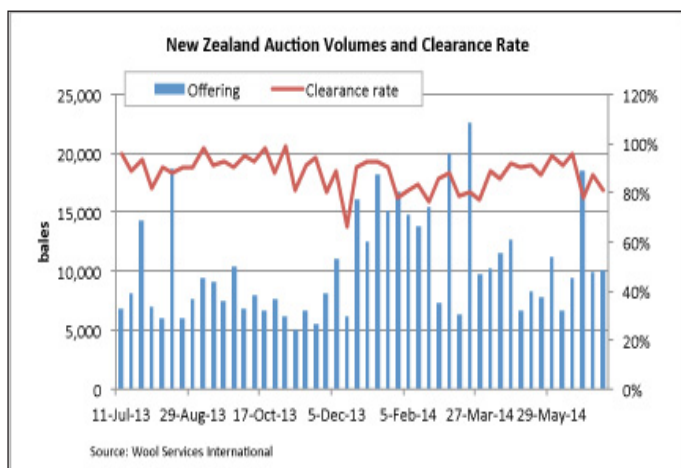
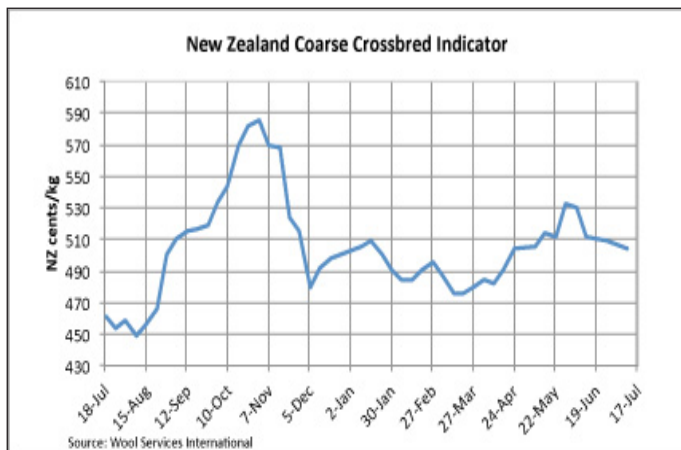
Fuhrmann NZ Ltd • PO Box 1164, Christchurch, NEW ZEALAND
Tel: 64 3 379 6173 • Fax: 64 3 365 0747
email: fuhrmann@fuhrmann.co.nz

If you would like to place a banner advertisement in the Wool Market Report, please contact James Wilson at

jwilson@wtin.com

NEW ZEALAND

Fine crossbreds up but most carpet types ease



This week's South Island auction, offering 10,122 bales, received varied support despite a weaker New Zealand dollar compared to the last sale on July 10. The weighted currency indicator was down 1.11%, with 81% of the offering being sold. Steady demand from China underpinned the fine crossbred sector. However, most carpet wool types eased as contracts in this area have been harder to conclude recently.

The fine end of the mid micron fleece was strongly supported, lifting 5-7%, with 27-30.5 microns weakening 1.5-4%.

Fine crossbred fleece and shears were in good demand, lifting 1-2%. Coarse crossbred fleece, and good and average styles were firm to 2% cheaper, with poor

styles firm. Longer coarse shears were 1-2% easier, with shorter types firm to 3% dearer. First lambs were generally unchanged. Long oddments were firm with short oddments firm to 2% dearer.

There was limited competition, with China, Australasia and the Middle East supported by Western Europe, India and the UK.

Source: Wool Services International

United States

US wool trading on a clean basis was at a standstill against good demand with no confirmed sales this week. Greasy wool sales were also at a standstill with no confirmed sales this week.

Source: USDA-AMS, Greeley, CO

WTiN Markets

WTiN Markets is a group of online information products which provides cost data from the textile value chain, combined with analysis of the factors influencing those costs, allowing the subscriber to keep abreast of the fast moving markets that are key to their business.

The portfolio of services currently comprises:

- *Executive Market Report* - a summary of the week's developments in the major fibre, yarn and fabric markets, as well as updates on energy, wage and freight costs, containing price data, charts and detailed analysis
- *Market Data* - an online database containing all the textile cost data we collect, including historical time series. The database can be queried and data extracted for tailored market analysis
- *Wool Market Report* - a weekly report providing detailed coverage of price and business developments in the world's major wool export markets, including price movements, business volumes and supply/demand estimates.

To find out more, visit wtin.com

© Copyright World Textile Information Network Ltd 2014.

AUSTRALIA

AWEX REGIONAL INDICATORS

AUSTRALIAN CENTS/KG, CLEAN, SCHLUMBERGER DRY.						Season 2012/13			Season 2013/14			
Region		July 2	July 3	July 9	July 10	Opening	High	Low	Opening	High	Low	Year ago
Northern	Sydney	1,030	1,027	1,029	1,035	1,089	1,058	944	1,036	1,171	1,006	1,020
Southern	Melbourne	1,010	1,014	1,012	1,021	1,068	1,123	915	1,020	1,128	981	998
Western	Fremantle	1,065	-	1,053	-	1,078	1,169	924	999	1,189	1,010	1,010
Eastern Market Indicator (EMI)		1,017	1,018	1,018	1,026	1,077	1,138	927	1,027	1,145	993	1,007

AWEX REGIONAL MICRON PRICE GUIDES

AUSTRALIAN CENTS/KG, CLEAN, SCHLUMBERGER DRY.														
Northern Region - (Sydney)					Southern Region - (Melbourne)					Western Region - (Fremantle)				
Micron	July 2	July 3	July 9	July 10	Micron	July 2	July 3	July 9	July 10	Micron	July 2	July 3	July 9	July 10
16.5	1,278 n	1,279 n	1,280 n	1,280 n	16.5	-	1,279 n	2,285	1,285 n	16.5	-	-	-	-
17	1,223	1,224	1,225	1,242	17	1,218 n	1,223	1,223	1,231	17	-	-	-	-
17.5	1,184	1,190	1,196	1,204	17.5	1,181	1,185	1,185	1,200	17.5	-	-	-	-
18	1,171	1,173	1,179	1,192	18	1,167	1,176	1,172	1,187	18	-	-	1,137 n	-
18.5	1,148	1,154	1,162	1,168	18.5	1,146	1,153	1,152	1,168	18.5	1,142 n	-	1,126 n	-
19	1,140	1,141	1,149	1,154	19	1,144	1,147	1,147	1,160	19	1,136	-	1,123	-
19.5	1,134	1,133	1,135	1,137	19.5	1,140	1,142	1,139	1,152	19.5	1,132	-	1,121	-
20	1,132	1,130	1,130	1,135	20	1,131	1,129	1,137	1,145	20	1,130	-	1,117	-
21	1,132	1,137	1,135	1,142	21	1,138	1,143	1,138	1,148	21	1,128	-	1,107	-
22	1,133 n	1,136	1,136 n	1,138 n	22	1,147	1,157	1,152	1,152	22	1,125 n	-	1,111 n	-
23	-	1,134 n	1,134 n	1,135 n	23	1,147 n	1,157 n	1,148 n	1,151 n	23	-	-	1,106 n	-
24	-	-	-	-	24	-	-	-	-	24	-	-	-	-
25	-	-	-	-	25	-	-	-	-	25	-	-	-	-
26	811 n	-	793 n	793 n	26	837 n	-	840 n	848 n	26	-	-	-	-
28	669 n	674	673	676 n	28	679	681	671	674	28	-	-	-	-
30	642 n	646	642	643 n	30	646 n	650 n	638	645	30	-	-	-	-
32	569 n	576 n	575 n	576 n	32	-	-	566 n	571 n	32	-	-	-	-
MC	795	795	795	796	MC	790n	794 n	794	800	MC	781 n	-	780 n	-

SOURCE: AUSTRALIAN WOOL EXCHANGE (AWEX)

NEW ZEALAND

NEW ZEALAND WOOL SERVICES INDICATORS

NZ CENTS PER KG, CLEAN					
	Merino	Mid Micron	Fine Xbred	Coarse Xbred	Lamb
Week 45 8/05/14	N/A	N/A	528	504	519
Week 46 15/05/14	N/A	N/A	527	505	516
Week 47 22/05/14	N/A	715	542	514	538
Week 48 29/05/14	N/A	N/A	544	511	529
Week 49 5/06/14	N/A	N/A	563	532	541
Week 50 12/06/14	N/A	N/A	517	486	489
Week 52 26/06/14	N/A	700	544	512	531
Week 2 10/07/14	N/A	N/A	539	509	N/A
Week 3 17/07/14	N/A	691	544	504	531

SOURCE: NEW ZEALAND WOOL SERVICES INTERNATIONAL

SCHNEIDER FINE WOOL INDEXES

EACH INDEX REPRESENTS A MARKET QUOTATION, BASED ON AUSTRALIAN DOLLARS, FOR A SELECTED RANGE OF TYPES. THE INDEXES ARE NOT PRICE EXPRESSIONS.

Micron	26-Jun	03-Jul	10-Jul
15	1629	1629	1629
16	1282	1299	1304
17	1171	1162	1189
18	1122	1129	1142
19	1110	1099	1118

SOURCE: THE SCHNIEDER GROUP

SOUTH AFRICA

CAPE WOOLS OVERALL MERINO INDICATOR

SA CENTS/KG. CLEAN						
June 3 & 4	May 21	% change	2013/14 Season		2013/14 Average	2012/13 Average
			high	low		
11,291	10,945	3.2%	12,077	10,196	11,374	10,265

CHINA

NANJING WOOL MARKET

AVERAGE GREASY WOOL PRICES, EX-WAREHOUSE IN YUAN PER TONNE					
Product	China Type	Micron	July 17	July 10	Change %
Australian	T54PPFNF (100S)	16.5	90,000	90,000	0.00
	T54PPFNF (90S)	17.5	82,000	82,000	0.00
	T54PFNF (80S)	18.5	81,000	81,000	0.00
	T54FNF (70S)	19.5	80,000	80,000	0.00
	T55FNF	21	79,000	79,000	0.00
	T56FNF	22.6	80,000	80,000	0.00
	T58FNF	24.1	73,200	73,200	0.00
	T423FNF	26.8	53,000	53,000	0.00
	T424FNF	28.8	49,000	49,000	0.00
T425FNF	32.2	41,000	41,700	-1.68	
Combed Australian	110S	15.5	154,000	154,500	-0.32
	100S	16.5	110,000	110,000	0.00
	90S	17.5	99,200	99,200	0.00
	80S	18.5	96,000	96,000	0.00
	70S	19.5	94,000	94,000	0.00
	66S	21	92,000	92,000	0.00
	64S	22.6	92,000	92,000	0.00
	60S	24.1	84,000	84,000	0.00
Carbonized Australian	66S	21	69,000	69,000	0.00
	64S	22.6	65,300	65,300	0.00
	60S	24.1	84,000	84,000	0.00
New Zealand	T100 3-5"	32.2	42,000	42,000	0.00
	T107 3-5"	33.7	40,100	40,500	-0.99
	T128 3-5"	34/36	39,200	39,500	-0.76
Combed New Zealand	56S	28.8	57,000	57,000	0.00
	50S	32.2	49,300	49,300	0.00
Uruguay	48/50S	33.7	46,800	46,800	0.00
	60S	24	74,000	74,000	0.00
	58S	26.8	54,000	54,000	0.00
Domestic	56S	28.8	49,000	49,000	0.00
	70S	19.5	78,200	78,900	-0.89
	66S	21	73,300	73,300	0.00
	64S	22.6	66,000	66,100	-0.15
60S	24	62,600	62,600	0.00	

SOURCE: NANJING WOOL MARKET

CAPE WOOLS FLEECE WOOL PRICES

SPINNERS AND GOOD TOPMAKING STYLES, AWEX TYPES MF4 AND MF5. FIBRE LENGTH MEASUREMENTS IN MILLIMETRES.									JUNE 5
Micron	100+	90	80	70	60	50	40	30	
18.0	-	-	-	12,038	-	11,184	10,503	-	
18.5	-	-	-	11,887	11,565	10,906	10,505	-	
19.0	-	11,871	11,956	11,807	11,484	10,968	10,322	-	
19.5	-	12,155	11,839	11,708	11,107	10,868	10,241	-	
20.0	-	-	11,482	11,445	11,172	10,832	9,587	-	
20.5	-	11,506	11,537	11,376	11,089	10,781	9,317	-	
21.0	-	11,522	11,418	11,325	11,055	10,788	8,759	-	
21.5	-	-	11,516	11,332	11,006	10,648	8,530	-	
22.0	-	-	11,466	11,440	10,959	10,363	7,712	-	
22.5	-	-	-	11,329	-	9,670	-	-	
23	-	-	-	-	10,626	-	-	-	
23.5	-	-	-	-	-	-	-	-	
24.0	-	-	-	-	-	-	-	-	

SOURCE: CAPE WOOLS.

SOUTH AFRICAN MOHAIR

MOHAIR AUCTION RESULT				JUNE 10
	Bales sold	Nett Mass	Av. price (rand/kg)	
Kids				
Long (A/B) Summer	64	7,062.7	507.61	
Long (A/B) Winter	-	-	-	
Medium (C) Summer	42	4,677.2	448.83	
Medium (C) Winter	-	-	-	
Short (D) Summer	17	1,859.2	425.74	
Short (D) Winter	-	-	-	
Washing (E) Summer	5	419.2	324.51	
Washing (E) Winter	-	-	-	
Seady/Stain and Locks	31	3,441.3	248.38	
Summer total	128	14,018.3	471.66	
Winter Total	-	-	-	
Young Goats				
Long (A/B) Summer	70	8,519.9	310.47	
Long (A/B) Winter	-	-	-	
Medium (C) Summer	95	11,160.0	296.64	
Medium (C) Winter	-	-	-	
Short (D) Summer	42	5,151.4	276.81	
Short (D) Winter	-	-	-	
Washing (E) Summer	8	846.3	192.09	
Washing (E) Winter	-	-	-	
Seady/Stain and Locks	60	6,485.4	165.93	
Summer total	215	25,677.6	293.81	
Winter Total	-	-	-	
Adults				
Long (A/B) Fine	27	3,311.3	197.77	
Long (A/B) Strong	63	8,630.3	127.19	
Medium (C) Fine	107	13,943.4	187.28	
Medium (C) Strong	136	17,930.6	129.72	
Short (D) Fine	20	2,446.4	172.24	
Short (D) Strong	44	5,391.8	124.30	
Washing (E) Fine	8	966.3	114.68	
Washing (E) Strong	12	1,513.8	103.58	
Seady/Stain and Locks	146	17,144.0	96.05	
Fine total	162	20,667.4	183.79	
Strong Total	255	33,466.5	127.01	

SOURCE: MOHAIR SOUTH AFRICA

UNITED KINGDOM

BRITISH QUOTATIONS FOR TOPS

Old Quality	Mic/Lgt	July 17	July 10	July 3	3 months ago	Year ago
Merino/fine crossbred						
120's	17.5	970	970	965	1,005	1,115
110's	18.0	930	930	925	975	1,060
80's	19/66	885	885	880	925	1,025
70's super	21/70	840	840	835	875	915
70's blended	21/65	830	830	825	865	895
66's	22/65	825	825	825	865	885
64's super	23/68	825	825	825	850	875
64's blended	23/64	715	715	715	730	780
60's super	25/70	640	640	640	640	770
60's blended	25.5/70	590	590	590	590	665
58's super	27.5/8	550	550	550	545	600
58's blended	28/78	510	510	510	505	525
Crossbred						
56's (Australian)	29.5	495	495	495	490	540
56's super	29.5	465	465	465	460	490
54's	31	465	465	465	450	475
50's	34	455	460	460	445	465
£/US\$ rate		1.71	1.71	1.71	1.68	1.52
British crossbred						
31.5 English		375	375	375	365	385
33/34 English		375	375	370	360	360

BRADFORD AUCTION PRICES IN P/KG

N.Q. = NO QUOTE					
GRADE DESCRIPTION		July 8	June 10	May 6	Apr 15
226	Fine wethers no. 1	172	183	173	168
232	Fine cast no. 2	166	166	152	160
338	Halfbred wethers no. 1	184	183	187	178
345	Halfbred wethers cast no. 2	177	181	179	169
430	Mule wethers no. 1	183	177	177	175
434	Mule cast no. 2	176	172	168	170
616	Cheviot wethers no. 1	NQ	197	188	NQ
620	Cheviot wethers cast no. 2	NQ	190	187	NQ
659	Fine radnor cross cast no.2	178	NQ	169	169
663	Welsh cast	178	164	155	162
666	Welsh red kempy & light grey	144	NQ	NQ	146
668	Fine radnor cross red kempy & light grey	140	133	142	148
707	Swaledale & dalesbred	NQ	114	105	96
709	Swaledale grey	NQ	99	83	76
723	Blackface carpet white	NQ	182	168	NQ
732	Blackface light cast	NQ	164	160	153
BRITISH FLEECE INDICATOR P/KG					
Greasy		158	157	156	152
Clean		231	232	230	226

SOURCE: BRITISH WOOL MARKETING BOARD

SPECIALITY FIBRES

SPECIALITY FIBRES - QUOTATIONS FOR ALL THE FOLLOWING FIBRES AND TOPS ARE AVERAGE PRICES IN US\$ PER KG, FOB				
	July 17	July 10	July 3	June 26
Chinese cashmere (dehaired)				
White				
Hosiery 38mm	153.00	153.00	153.00	153.00
Weaving 32mm	124.00	124.00	124.00	124.00
Brown				
Hosiery 38mm	133.00	133.00	133.00	133.00
Weaving 32mm	124.00	124.00	124.00	124.00
Mongolian cashmere (dehaired)				
Brown	111.00	110.00	110.00	110.00
Light Grey	112.00	111.00	111.00	111.00
Afghan/Iranian cashmere (dehaired)				
White	114.00	112.00	112.00	112.00
Fawn	110.00	109.00	109.00	109.00
Dark Brown	109.00	108.00	108.00	108.00
Cape mohair tops				
Adult 37 microns	22.00	21.50	21.50	21.50
Young goat 33 microns	27.00	27.00	27.00	27.00
Super young goat 31 microns	40.00	40.00	40.00	40.00
Kid 28 microns	60.00	60.00	59.00	59.00
Kid 25 microns	67.00	67.00	65.00	65.00
Alpaca tops				
White Baby (BL)	35.00	35.00	35.00	35.00
Fine spinning (FS)	22.50	22.50	22.50	22.50
Adult (AG)	11.50	11.50	11.50	11.50
Angora				
Super quality	37.00	37.00	37.00	37.00
1st quality	34.00	34.00	34.00	34.00
2nd quality	32.00	32.00	32.00	32.00
3rd quality	31.00	31.00	31.00	31.00
4th quality	30.00	30.00	30.00	30.00
Off	23.00	23.00	23.00	23.00
Camel-hair (dehaired)				
Super baby	45.00	45.00	45.00	45.00
Medium baby	30.00	30.00	30.00	30.00
Adult	23.00	23.00	23.00	23.00
Yak-hair (dehaired)				
Super	41.00	41.00	41.00	41.00
Medium	30.00	30.00	30.00	30.00
Silk				
Mulberry sliver	53.00	53.00	53.00	53.00
Mulberry noil	16.00	15.00	15.00	15.00
Tussah sliver	42.00	42.00	42.00	42.00
Tussah noil	15.00	15.00	15.00	15.00

SOURCE: SEAL INTERNATIONAL

AMERICAS

URUGUAY - UNLESS OTHERWISE STATED, PRICES ARE IN US\$/KG, GREASY AT FARMGATE FOR THE PERIOD JUNE 27 - JULY 3

Fineness Microns	Unconditioned Lots	Conditioned Lots	
		US\$ 0.02 Blue Label	US\$ 0.07 Green Label
Finer or equal to 18.5	-	-	-
18.6 - 19.5	-	-	-
19.6 - 20.5	-	-	-
20.6 - 21.5	-	6.10	6.27
21.6 - 22.5	5.60	-	-
22.6 - 23.5	-	-	-
23.6 - 24.5	-	-	-
24.6 - 25.5	-	-	-
25.6 - 26.5	-	-	-
26.6 - 27.5	-	-	-
27.6 - 28.5	3.15	-	-
28.6 - 29.5	-	3.20	3.30
29.6 - 30.5	-	-	-
30.6 - 32.0	-	-	-
32.1 - 34.0	-	-	-
Coarser or equal to 34.1	-	-	-
Fine Bellies and sub-products	-	1.00	1.00
General Bellies and sub-product	-	0.60	0.60
Fine Lambs	-	-	-
General Lambs	-	-	-

SOURCE: URUGUAYAN WOOL SECRETARIAT (SUL)

ARGENTINA - UNLESS OTHERWISE STATED, PRICES ARE IN US\$/KG, GREASY AT FARMGATE FOR THE PERIOD JULY 3 - 10

Fineness	Combing Yield				
	40%	45 %	50 %	55 %	60 %
Micron					
16.0	3.14	3.61	4.10	4.54	4.98
16.5	3.02	3.47	3.95	4.38	4.80
17.0	2.90	3.34	3.80	4.21	4.62
17.5	2.81	3.24	3.69	4.08	4.48
18.0	2.81	3.23	3.68	4.08	4.47
18.5	2.75	3.17	3.61	4.00	4.39
19.0	2.75	3.17	3.57	3.96	4.34
19.5	2.72	3.13	3.53	3.91	4.29
20.0	2.71	3.12	3.53	3.90	4.25
20.5	2.72	3.13	3.54	3.90	4.26
21.0	2.75	3.16	3.59	3.95	4.31
21.5	2.75	3.16	3.59	3.95	4.31
22.0	2.78	3.20	3.60	3.97	4.34
22.5	2.78	3.19	3.60	3.97	4.33
23.0	2.77	3.19	3.60	3.98	4.35
23.5	2.67	3.07	3.46	3.86	4.23
24.0	2.53	2.92	3.29	3.67	4.03
24.5	2.31	2.67	3.01	3.36	3.69

SOURCE: PROLANA

EXCHANGE RATES

	€	£	US \$	A \$	£ 3 Mths ago	£ Year ago
US \$	1.35	1.71		0.94	1.68	1.52
£	0.79		0.58	0.55		
€		1.26	0.74	0.69	1.21	1.16
A \$	1.44	1.83	1.06		1.80	1.66
NZ \$	1.56	1.97	1.15	1.08	1.95	1.93
SA Rand	14.48	18.31	10.70	10.03	17.71	14.98
¥	137.38	173.72	101.51	95.14	171.73	152.26
Index	94.94	89.14	86.47	103.06	86.47	79.95

NEXT SALES

July 24:	Napier (8,130 bales)
July 29:	Bradford
August 12:	Port Elizabeth (mohair)
August 20:	Port Elizabeth (wool)

Editor

Jonathan Dyson
jdyson@wtin.com

E-mail: jdyson@wtin.com
Internet: www.wtin.com
Copyright © 2014 World Textile Information Network Ltd.

Production

Jay Faulkner
design@wtin.com

Subscriptions

Adam Ross
aross@wtin.com

Managing Director

Mark Jarvis
mjarvis@wtin.com

Wool Market Report is published by World Textile Information Network Ltd.
WestOne, 114 Wellington Street, Leeds, LS1 1BA, United Kingdom
Tel: +44 (0)113 388 4882
Fax: +44 (0)113 388 4844

All rights reserved. No part of this publication may be reproduced, stored in a retrieval system, or transmitted, in any form or by any means, electronic, mechanical, photocopying, recording or otherwise, without the written permission of the publisher.

Disclaimer: Information contained in this report is obtained from sources believed to be reliable, however no responsibility nor liability will be accepted by WTiN for commercial decisions claimed to have been based on the content of the report.