

Australia



[Go to text](#)

[Go to tables](#)

Americas



[Go to text](#)

[Go to tables](#)

New Zealand



[Go to text](#)

[Go to tables](#)

United Kingdom



[Go to text](#)

[Go to tables](#)

South Africa



[Go to text](#)

[Go to tables](#)


China




[Go to tables](#)

[Exchange Rates](#)

[Next Sales](#)



FUHRMANN



SUPPLIERS OF GREASY AND SCOURED WOOL SINCE 1735

—WE AT FUHRMANN HAVE BEEN TRADING WOOL SINCE 1735...

TODAY, AS A PART OF THE PRESTIGIOUS SCHNEIDER GROUP WE OFFER AN INTERNATIONAL NETWORK, FINANCIAL STRENGTH, WEALTH OF EXPERIENCE AND A COMMITMENT TO OUR CUSTOMERS WORLDWIDE

Fuhrmann NZ Ltd • PO Box 1164, Christchurch, NEW ZEALAND
Tel: 64 3 379 6173 • Fax: 64 3 365 0747
email: fuhrmann@fuhrmann.co.nz



Lanas Trinidad

WWW.LANASTRINIDAD.COM

If you would like to place a banner advertisement in the Wool Market Report, please contact James Wilson at

jwilson@wtin.com

AUSTRALIA

Static market falls back

The Australian Wool Exchange's (AWEX) Eastern Market Indicator (EMI) fell by 8 cents on the previous week's sale (June 5), as the market maintained its static appearance. The EMI closed at 1,029 Australian cents per kilo clean on Thursday June 12. In US dollar terms, the EMI increased by 2 cents to 965 US cents per kilo.

The main buying interest came from China, India and Europe. Sales resumed in Fremantle on June 11, where the previous gains of a fortnight ago were erased. Merino fleece wools of 18.5 microns lost 34 cents, with 19 and 20 micron varieties easing by 30 and 23 cents, respectively. The Western Market Indicator lost 24 cents, falling to 1,060 c/kg.

Whilst not as hard hit as Fremantle, sales in Sydney and Melbourne saw finer micron varieties and lower spec types (dusty, poorer quality) struggle across the week (June 11-12). In Sydney on June 11, 17.5 micron fleece wools declined by 24 cents, with 18.5 micron varieties losing 21 cents in Melbourne.

On June 12, the finer end dropped back still further in the north and south. Fleece wools of 16.5 microns closed the day 18 cents down in Melbourne. The same situation was true in Sydney, where 17 micron varieties lost 17 cents in value. Heavy buyer discounting of lower strength and high mid-break lots was also common in the north.

The mid-micron offering performed better by comparison. Prices for 22 micron fleece wools rose by 3 cents in Melbourne on Wednesday (June 11), with the 21 micron lots remaining stable.

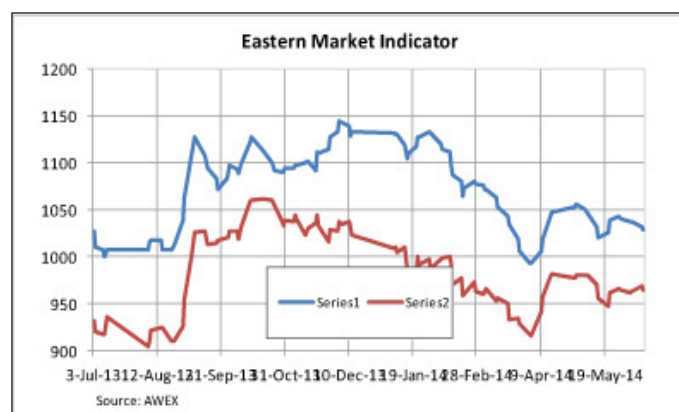
Merino skirtings mirrored the fleece wools. In Melbourne, 17-18 micron varieties closed between 10-20 cents cheaper on June 11. Pieces (both lower vm and faultier types) finished 15 cents down, as the overall market stumbled in Fremantle.

Only minor movements took place in the crossbred market, which appeared to hold up better than the fleece

wools. On June 11, 27-29 micron types closed 3-5 cents down in Sydney, whilst 28-30 micron varieties were firm to unchanged in Melbourne the following day.

Locks lifted by 5 cents in Sydney on June 11, ending the day up to 10 cents dearer in Fremantle. Stains and crutchings remained firm in the north on June 12, as carbo types (5% vm) closed the week in buyers' favour.

The offering next week is set to be the smallest of the season. Approximately 24,379 bales are expected in Sydney and Melbourne, with no sales scheduled for Fremantle. The volume has even dropped in the south, which typically has boasted the largest offerings. According to analysts, these lower volumes are the result of growers responding to the ideal weather conditions for harvesting crops, prompting them to keep wool on farm to sell at a later date. The price of lamb is also high, making it more attractive to growers to sell their sheep for meat.



NEW ZEALAND

Reduced supply contributes to strong demand

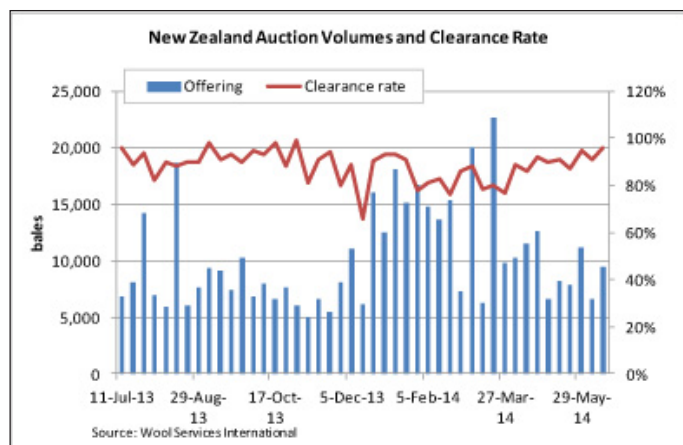
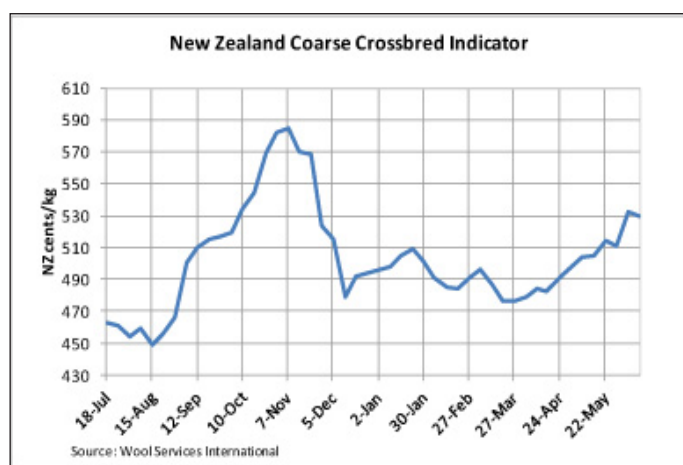
A stronger New Zealand dollar had little effect in dampening prices as exporters bought to cover close in contractual obligations. Recent poor weather and reduced wool supplies contributed to the strong demand. The 9,800 bales comprised mainly woollen types 3/4 inch and shorter, producing a 96% clearance.

In comparison to the last time sold, the weighted indicator for the main currencies rose by 2.23%. Compared with the similar offering in Napier on May 29,

second shear all styles ¾ inch and shorter, and related oddments were up to 3% dearer. These categories made up 80% of the offering. Longer wools of all styles were generally unchanged, compared to last week's South Island sale.

China was supported by India, Western Europe and Australasia, as carpet mills emerged as the principal buyers.

Next week's South Island sale has been cancelled. The final sale of the 2013/14 season will be held on both the North (10,500 bales) and South Island (14,000 bales) on June 26.



Source: Wool Services International

SOUTH AFRICA

Mohair

The 2014 summer season ended on a high note, with the average market indicator gaining 5.8% on the final sale of the summer season in Port Elizabeth. The market indicator closed on R177.44 R/kg, with 99% of the 121,379kg offering being sold.

The offering consisted of some excellent individual clips, with good quality hair on offer in general. It has been an exceptional season in general, with very good quality and strong demand across all sectors of the clip.

The market closed 34% higher than the opening sale of the 2014 summer season and 51% higher than the corresponding sale of 2013. A highest price of R850.50 p/kg was paid for a bale of super style 24 micron kid mohair, the top price this season. The average market indicator for the season closed at R154.82, 37% higher than the 2013 summer season.

The volume offered via the auction system is up slightly from 2013, signalling a slight increase in production. Compared to the previous sale, prices were as follow: Kids (s) up 8%; Young Goats (s) up 4.7%; Fine Adults up 8.5%; Strong Adults up 4.8%; and the average up 5.8%.

Source: Mohair SA

UNITED KINGDOM

Strong clearance in Bradford

The final British wool sale of the 2013/14 season offered 1,086,960kgs.

Following a very strong selling season, today's sale comprised a varied offering of mainly small lots. The market was slightly dearer overall with a clearance of 99%. This leaves virtually no stock, which British Wool Marketing Board says gives it confidence that the buoyant market will continue into the next selling season, commencing on July 8.

Source: British Wool Marketing Board

United States

US wool trading on a clean basis was moderate against good demand with no confirmed sales this week. Greasy wool sales were also moderate with no confirmed sales this week.

Source: USDA-AMS, Greeley, CO

AUSTRALIA

AWEX REGIONAL INDICATORS

AUSTRALIAN CENTS/KG, CLEAN, SCHLUMBERGER DRY.						Season 2012/13			Season 2013/14			
Region		June 4	June 5	June 11	June 12	Opening	High	Low	Opening	High	Low	Year ago
Northern	Sydney	1,054	1,053	1,049	1,046	1,089	1,058	944	1,036	1,171	1,006	1,084
Southern	Melbourne	1,027	1,025	1,020	1,017	1,068	1,123	915	1,020	1,128	981	1,055
Western	Fremantle	-	-	1,060	-	1,078	1,169	924	999	1,189	1,010	1,082
Eastern Market Indicator (EMI)		1,038	1,037	1,032	1,029	1,077	1,138	927	1,027	1,145	993	1,067

AWEX REGIONAL MICRON PRICE GUIDES

AUSTRALIAN CENTS/KG, CLEAN, SCHLUMBERGER DRY.														
Northern Region - (Sydney)					Southern Region - (Melbourne)					Western Region - (Fremantle)				
Micron	June 4	June 5	June 11	June 12	Micron	June 4	June 5	June 11	June 12	Micron	June 4	June 5	June 11	June 12
16.5	1,306 n	1,303 n	1,303	1,288	16.5	1,310 n	1,310 n	1,304 n	1,286 n	16.5	-	-	-	-
17	1,249	1,257	1,257	1,240	17	1,248	1,251	1,249	1,233	17	-	-	-	-
17.5	1,222	1,228	1,204	1,193	17.5	1,225	1,223	1,206	1,193	17.5	-	-	-	-
18	1,197	1,197	1,191	1,177	18	1,202	1,202	1,190	1,179	18	-	-	1,163 n	-
18.5	1,185	1,183	1,166	1,156	18.5	1,191	1,186	1,165	1,155	18.5	-	-	1,156 n	-
19	1,167	1,168	1,156	1,148	19	1,181	1,173	1,160	1,150	19	-	-	1,147	-
19.5	1,158	1,159	1,148	1,140	19.5	1,163	1,158	1,149	1,143	19.5	-	-	1,145	-
20	1,149	1,147	1,146	1,141	20	1,155	1,147	1,141	1,139	20	-	-	1,137	-
21	1,147	1,142	1,140	1,139	21	1,147	1,140	1,140	1,140	21	-	-	1,128	-
22	1,136 n	1,131 n	1,131 n	1,131 n	22	1,136 n	1,132	1,135	1,131 n	22	-	-	1,123 n	-
23	1,128 n	1,124 n	-	-	23	-	1,123 n	1,124 n	-	23	-	-	-	-
24	-	-	-	-	24	-	-	-	-	24	-	-	-	-
25	-	-	911n	-	25	-	-	-	-	25	-	-	-	-
26	788 n	-	825 n	825 n	26	856 n	-	851 n	851 n	26	-	-	-	-
28	685 n	685	678	678 n	28	677	677 n	675	678	28	-	-	-	-
30	639 n	636	636	636 n	30	638 n	639 n	639 n	639 n	30	-	-	-	-
32	568 n	568 n	568 n	568 n	32	-	-	-	-	32	-	-	-	-
MC	799	803	804	805	MC	789	792	789	788	MC	-	-	779 n	-

SOURCE: AUSTRALIAN WOOL EXCHANGE (AWEX)

NEW ZEALAND

NEW ZEALAND WOOL SERVICES INDICATORS

NZ CENTS PER KG, CLEAN					
	Merino	Mid Micron	Fine Xbred	Coarse Xbred	Lamb
Week 41 10/04/14	N/A	N/A	503	484	500
Week 42 16/04/14	N/A	N/A	508	482	493
Week 43 24/04/14	N/A	N/A	518	491	509
Week 45 8/05/14	N/A	N/A	528	504	519
Week 46 15/05/14	N/A	N/A	527	505	516
Week 47 22/05/14	N/A	715	542	514	538
Week 48 29/05/14	N/A	N/A	544	511	529
Week 49 5/06/14	N/A	N/A	563	532	541
Week 50 12/06/14	N/A	N/A	517	486	489

SOURCE: NEW ZEALAND WOOL SERVICES INTERNATIONAL

SCHNEIDER FINE WOOL INDEXES

EACH INDEX REPRESENTS A MARKET QUOTATION, BASED ON AUSTRALIAN DOLLARS, FOR A SELECTED RANGE OF TYPES. THE INDEXES ARE NOT PRICE EXPRESSIONS.

Micron	22-May	29-May	5-Jun
15	1629	1629	1629
16	1356	1321	1288
17	1207	1210	1213
18	1166	1163	1161
19	1157	1147	1139

SOURCE: THE SCHNIEDER GROUP

SOUTH AFRICA

CAPE WOOLS OVERALL MERINO INDICATOR

SA CENTS/KG. CLEAN						
June 3 & 4	May 21	% change	2013/14 Season		2013/14 Average	2012/13 Average
			high	low		
11,291	10,945	3.2%	12,077	10,196	11,374	10,265

CHINA

NANJING WOOL MARKET

AVERAGE GREASY WOOL PRICES, EX-WAREHOUSE IN YUAN PER TONNE					
Product	China Type	Micron	June 12	June 5	Change %
Australian	T54PPFNF (100S)	16.5	90,200	91,200	-1.10
	T54PPFNF (90S)	17.5	85,200	86,200	-1.16
	T54PFNF (80S)	18.5	83,200	83,200	0.00
	T54FNF (70S)	19.5	81,200	81,200	0.00
	T55FNF	21	80,200	80,200	0.00
	T56FNF	22.6	79,700	79,700	0.00
	T58FNF	24.1	73,200	73,200	0.00
	T423FNF	26.8	52,200	52,200	0.00
	T424FNF	28.8	48,200	47,700	1.05
T425FNF	32.2	41,700	41,200	1.21	
Combed Australian	110S	15.5	155,200	156,500	-0.83
	100S	16.5	109,900	111,300	-1.26
	90S	17.5	99,900	101,300	-1.38
	80S	18.5	95,600	96,500	-0.93
	70S	19.5	91,900	92,800	-0.97
	66S	21	89,400	90,000	-0.67
	64S	22.6	87,600	88,000	-0.45
	60S	24.1	83,300	83,300	0.00
Carbonized Australian	66S	21	69,200	69,500	-0.43
	64S	22.6	65,500	65,800	-0.46
	56S	28.8	57,000	57,000	0.00
New Zealand	T100 3-5"	32.2	41,500	41,500	0.00
	T107 3-5"	33.7	40,000	39,000	2.56
	T128 3-5"	34/36	39,000	38,000	2.63
Combed New Zealand	56S	28.8	57,000	56,500	0.88
	50S	32.2	49,300	48,500	1.65
Uruguay	48/50S	33.7	45,800	45,000	1.78
	60S	24	74,000	74,000	0.00
	58S	26.8	54,000	54,000	0.00
Domestic	56S	28.8	47,600	47,600	0.00
	70S	19.5	79,400	80,100	-0.87
	66S	21	73,800	74,000	-0.27
	64S	22.6	66,600	67,000	-0.60
	60S	24	63,100	64,000	-1.41

SOURCE: NANJING WOOL MARKET

CAPE WOOLS FLEECE WOOL PRICES

SPINNERS AND GOOD TOPMAKING STYLES, AWEX TYPES MF4 AND MF5. FIBRE LENGTH MEASUREMENTS IN MILLIMETRES.									JUNE 5
Micron	100+	90	80	70	60	50	40	30	
18.0	-	-	-	12,038	-	11,184	10,503	-	
18.5	-	-	-	11,887	11,565	10,906	10,505	-	
19.0	-	11,871	11,956	11,807	11,484	10,968	10,322	-	
19.5	-	12,155	11,839	11,708	11,107	10,868	10,241	-	
20.0	-	-	11,482	11,445	11,172	10,832	9,587	-	
20.5	-	11,506	11,537	11,376	11,089	10,781	9,317	-	
21.0	-	11,522	11,418	11,325	11,055	10,788	8,759	-	
21.5	-	-	11,516	11,332	11,006	10,648	8,530	-	
22.0	-	-	11,466	11,440	10,959	10,363	7,712	-	
22.5	-	-	-	11,329	-	9,670	-	-	
23	-	-	-	-	10,626	-	-	-	
23.5	-	-	-	-	-	-	-	-	
24.0	-	-	-	-	-	-	-	-	

SOURCE: CAPE WOOLS.

SOUTH AFRICAN MOHAIR

MOHAIR AUCTION RESULT			JUNE 10
	Bales sold	Nett Mass	Av. price (rand/kg)
Kids			
Long (A/B) Summer	64	7,062.7	507.61
Long (A/B) Winter	-	-	-
Medium (C) Summer	42	4,677.2	448.83
Medium (C) Winter	-	-	-
Short (D) Summer	17	1,859.2	425.74
Short (D) Winter	-	-	-
Washing (E) Summer	5	419.2	324.51
Washing (E) Winter	-	-	-
Seady/Stain and Locks	31	3,441.3	248.38
Summer total	128	14,018.3	471.66
Winter Total	-	-	-
Young Goats			
Long (A/B) Summer	70	8,519.9	310.47
Long (A/B) Winter	-	-	-
Medium (C) Summer	95	11,160.0	296.64
Medium (C) Winter	-	-	-
Short (D) Summer	42	5,151.4	276.81
Short (D) Winter	-	-	-
Washing (E) Summer	8	846.3	192.09
Washing (E) Winter	-	-	-
Seady/Stain and Locks	60	6,485.4	165.93
Summer total	215	25,677.6	293.81
Winter Total	-	-	-
Adults			
Long (A/B) Fine	27	3,311.3	197.77
Long (A/B) Strong	63	8,630.3	127.19
Medium (C) Fine	107	13,943.4	187.28
Medium (C) Strong	136	17,930.6	129.72
Short (D) Fine	20	2,446.4	172.24
Short (D) Strong	44	5,391.8	124.30
Washing (E) Fine	8	966.3	114.68
Washing (E) Strong	12	1,513.8	103.58
Seady/Stain and Locks	146	17,144.0	96.05
Fine total	162	20,667.4	183.79
Strong Total	255	33,466.5	127.01

SOURCE: MOHAIR SOUTH AFRICA

UNITED KINGDOM

BRITISH QUOTATIONS FOR TOPS

Old Quality	Mic/Lgt	June 12	June 5	May 29	3 months ago	Year ago
Merino/fine crossbred						
120's	17.5	975	985	990	1,005	1,200
110's	18.0	935	940	945	985	1,170
80's	19/66	890	895	900	925	1,100
70's super	21/70	845	840	850	850	1,000
70's blended	21/65	835	830	840	840	980
66's	22/65	830	825	835	845	985
64's super	23/68	825	820	825	840	970
64's blended	23/64	715	710	715	720	825
60's super	25/70	640	640	640	645	780
60's blended	25.5/70	590	590	590	600	670
58's super	27.5/8	550	550	550	525	620
58's blended	28/78	510	510	510	495	550
Crossbred						
56's (Australian)	29.5	495	495	495	495	545
56's super	29.5	465	465	465	465	505
54's	31	465	465	465	465	495
50's	34	460	460	460	460	485
£/US\$ rate		1.68	1.68	1.67	1.67	1.56
British crossbred						
31.5 English		375	375	375	370	365
33/34 English		370	370	370	360	330

BRADFORD AUCTION PRICES IN P/KG

N.Q. = NO QUOTE					
GRADE DESCRIPTION		May 7	Apr 15	Apr 1	Mar 18
226	Fine wethers no. 1	173	168	160	156
232	Fine cast no. 2	152	160	152	137
338	Halfbred wethers no. 1	187	178	173	177
345	Halfbred wethers cast no. 2	179	169	167	164
430	Mule wethers no. 1	177	175	168	173
434	Mule cast no. 2	168	170	164	163
616	Cheviot wethers no. 1	188	NQ	188	NQ
620	Cheviot wethers cast no. 2	187	NQ	187	NQ
659	Fine radnor cross cast no.2	155	162	NQ	151
663	Welsh cast	142	148	145	148
666	Welsh red kempy & light grey	129	123	125	134
668	Fine radnor cross red kempy & light grey	NQ	130	NQ	NQ
707	Swaledale & dalesbred	105	96	89	93
709	Swaledale grey	83	76	69	76
723	Blackface carpet white	168	NQ	163	159
732	Blackface light cast	160	153	157	NQ
BRITISH FLEECE INDICATOR P/KG					
Greasy		156	152	149	147
Clean		230	226	218	217
SOURCE: BRITISH WOOL MARKETING BOARD					

SPECIALITY FIBRES

SPECIALITY FIBRES - QUOTATIONS FOR ALL THE FOLLOWING FIBRES AND TOPS ARE AVERAGE PRICES IN US\$ PER KG, FOB				
	June 5	May 29	May 22	May 15
Chinese cashmere (dehaired)				
White				
Hosiery 38mm	156.00	157.00	157.00	157.00
Weaving 32mm	127.00	128.00	128.00	128.00
Brown				
Hosiery 38mm	136.00	137.00	137.00	137.00
Weaving 32mm	126.00	127.00	127.00	127.00
Mongolian cashmere (dehaired)				
Brown	113.00	114.00	114.00	114.00
Light Grey	114.00	115.00	115.00	115.00
Afghan/Iranian cashmere (dehaired)				
White	114.00	115.00	115.00	115.00
Fawn	111.00	111.00	111.00	111.00
Dark Brown	109.00	109.00	109.00	109.00
Cape mohair tops				
Adult 37 microns	21.00	21.00	20.00	20.00
Young goat 33 microns	26.00	26.00	25.50	25.50
Super young goat 31 microns	40.00	39.00	37.00	37.00
Kid 28 microns	56.00	56.00	56.00	56.00
Kid 25 microns	61.00	60.00	60.00	60.00
Alpaca tops				
White Baby (BL)	35.00	35.00	35.00	35.00
Fine spinning (FS)	22.00	22.00	22.00	22.00
Adult (AG)	11.50	11.50	11.50	11.50
Angora				
Super quality	37.00	37.00	37.00	37.00
1st quality	34.00	34.00	34.00	34.00
2nd quality	32.00	32.00	32.00	32.00
3rd quality	31.00	31.00	31.00	31.00
4th quality	30.00	30.00	30.00	30.00
Off	23.00	23.00	23.00	23.00
Camel-hair (dehaired)				
Super baby	45.00	45.00	45.00	45.00
Medium baby	30.00	30.00	30.00	30.00
Adult	23.00	23.00	23.00	23.00
Yak-hair (dehaired)				
Super	41.00	41.00	41.00	41.00
Medium	30.00	30.00	30.00	30.00
Silk				
Mulberry sliver	53.00	53.00	53.00	53.00
Mulberry noil	15.00	15.00	15.00	15.00
Tussah sliver	42.00	42.00	42.00	42.00
Tussah noil	15.00	15.00	15.00	15.00
SOURCE: SEAL INTERNATIONAL				

AMERICAS

URUGUAY - UNLESS OTHERWISE STATED, PRICES ARE IN US\$/KG, GREASY AT FARMGATE FOR THE PERIOD MAY 29 - JUNE 5

Fineness Microns	Unconditioned Lots	Conditioned Lots	
		US\$ 0.02 Blue Label	US\$ 0.07 Green Label
Finer or equal to 18.5	-	-	-
18.6 - 19.5	-	6.30	-
19.6 - 20.5	-	-	6.50
20.6 - 21.5	5.80/5.70	6.20	-
21.6 - 22.5	-	-	6.10
22.6 - 23.5	-	-	-
23.6 - 24.5	-	4.70	-
24.6 - 25.5	3.50	-	4.20
25.6 - 26.5	3.50	-	-
26.6 - 27.5	-	-	-
27.6 - 28.5	-	3.50	3.50
28.6 - 29.5	3.15/3.20/3.10	3.25	-
29.6 - 30.5	-	-	-
30.6 - 32.0	-	-	-
32.1 - 34.0	-	-	-
Coarser or equal to 34.1	-	-	-
Fine Bellies and sub-products	-	1.00	1.00
General Bellies and sub-product	-	0.55	0.60
Fine Lambs	3.50/4.00	-	-
General Lambs	2.00/2.20	-	-

SOURCE: URUGUAYAN WOOL SECRETARIAT (SUL)

ARGENTINA - UNLESS OTHERWISE STATED, PRICES ARE IN US\$/KG, GREASY AT FARMGATE FOR THE PERIOD MAY 29 - JUNE 5

Fineness Micron	Combing Yield				
	40%	45 %	50 %	55 %	60 %
16.0	3.18	3.65	4.15	4.60	5.04
16.5	3.05	3.50	3.98	4.41	4.83
17.0	2.91	3.35	3.81	4.22	4.63
17.5	2.84	3.26	3.72	4.12	4.52
18.0	2.80	3.22	3.67	4.06	4.46
18.5	2.76	3.18	3.62	4.01	4.40
19.0	2.75	3.17	3.57	3.96	4.34
19.5	2.72	3.13	3.53	3.91	4.29
20.0	2.69	3.10	3.51	3.87	4.23
20.5	2.69	3.09	3.50	3.86	4.22
21.0	2.70	3.11	3.53	3.89	4.24
21.5	2.69	3.10	3.51	3.87	4.23
22.0	2.71	3.11	3.51	3.87	4.23
22.5	2.70	3.10	3.50	3.86	4.21
23.0	2.69	3.09	3.49	3.86	4.22
23.5	2.61	3.00	3.38	3.77	4.14
24.0	2.50	2.88	3.25	3.62	3.98
24.5	2.24	2.59	2.93	3.26	3.59

SOURCE: PROLANA

EXCHANGE RATES

	€	£	US \$	A \$	£ 3 Mths ago	£ Year ago
US \$	1.35	1.68		0.93	1.67	1.55
£	0.81		0.60	0.56		
€		1.24	0.74	0.69	1.20	1.17
A \$	1.45	1.80	1.07		1.84	1.68
NZ \$	1.60	1.98	1.18	1.10	1.95	2.00
SA Rand	14.42	17.87	10.66	9.93	17.97	15.92
¥	138.85	171.95	102.50	95.57	171.36	151.59
Index	96.09	86.92	87.06	102.72	85.29	81.07

NEXT SALES

June 18-19:	Sydney (11,056 bales)
June 18-19:	Melbourne (13,323 bales)
June 26:	Napier (10,500 bales)
June 26:	Christchurch (14,500 bales)
July 8:	Bradford
August 12:	Port Elizabeth (mohair)
August 20:	Port Elizabeth (wool)

Editor

Charlotte Rogers
crogers@wtin.com

E-mail: crogers@wtin.com
Internet: www.wtin.com
Copyright © 2014 World Textile Information Network Ltd.

Production

Jay Faulkner
design@wtin.com

Subscriptions

Adam Ross
aross@wtin.com

Managing Director

Mark Jarvis
mjarvis@wtin.com

Wool Market Report is published by World Textile Information Network Ltd.
WestOne, 114 Wellington Street, Leeds, LS1 1BA, United Kingdom
Tel: +44 (0)113 388 4882
Fax: +44 (0)113 388 4844

All rights reserved. No part of this publication may be reproduced, stored in a retrieval system, or transmitted, in any form or by any means, electronic, mechanical, photocopying, recording or otherwise, without the written permission of the publisher.

Disclaimer: Information contained in this report is obtained from sources believed to be reliable, however no responsibility nor liability will be accepted by WTiN for commercial decisions claimed to have been based on the content of the report.