

## Australia



[Go to text](#)

[Go to tables](#)

## Americas



[Go to text](#)

[Go to tables](#)

## New Zealand



[Go to text](#)

[Go to tables](#)

## United Kingdom



[Go to tables](#)

## South Africa



[Go to text](#)

[Go to tables](#)


## China




[Go to tables](#)

[Exchange Rates](#)

[Next Sales](#)



**FUHRMANN**



SUPPLIERS OF GREASY AND SCOURED WOOL SINCE 1735

—WE AT FUHRMANN HAVE BEEN TRADING WOOL SINCE 1735...

TODAY, AS A PART OF THE PRESTIGIOUS SCHNEIDER GROUP WE OFFER AN INTERNATIONAL NETWORK, FINANCIAL STRENGTH, WEALTH OF EXPERIENCE AND A COMMITMENT TO OUR CUSTOMERS WORLDWIDE

Fuhrmann NZ Ltd • PO Box 1164, Christchurch, NEW ZEALAND  
Tel: 64 3 379 6173 • Fax: 64 3 365 0747  
email: fuhrmann@fuhrmann.co.nz



**Lanas Trinidad**

[WWW.LANASTRINIDAD.COM](http://WWW.LANASTRINIDAD.COM)

If you would like to place a banner advertisement in the Wool Market Report, please contact James Wilson at

[jwilson@wtin.com](mailto:jwilson@wtin.com)

# AUSTRALIA

## Small offering holds steady

The Australian Wool Exchange's (AWEX) Eastern Market Indicator (EMI) rose by 1 cent on the previous week's sale (May 22). The EMI closed at 1,040 Australian cents per kilo clean on Thursday May 29. In US dollar terms, the EMI increased by 3 cents to 965 US cents per kilo.

The quantities offered this week remained small, with just 35,116 bales up for sale and 32,289 bales sold. The clearance rate continued the trend of last week's sale at 91.95%.

A steady and positive market was witnessed on Wednesday (May 28) across all three centres. Merino fleece wools of 19.5 to 22 microns gained up to 21 cents in Fremantle on Wednesday, as compared to the previous week's sale the market lifted by 15-20 cents. Fleece wools of 19 microns closed up 12 cents in Sydney, whilst selected lots attracted up to 10 cents in Melbourne.

Prices for Merino skirtings of most descriptions rose by 15-20 cents in Fremantle on Wednesday, as buyers pushed 4%-6% Vm lots 10 cents higher in Sydney.

Crossbreds found solid support in the north, with 27-30 micron types lifting by 15 cents on Wednesday. Locks closed in buyer's favour in Melbourne on Wednesday, gaining 10 cents in Fremantle. Crutchings finished fully firm in Sydney.

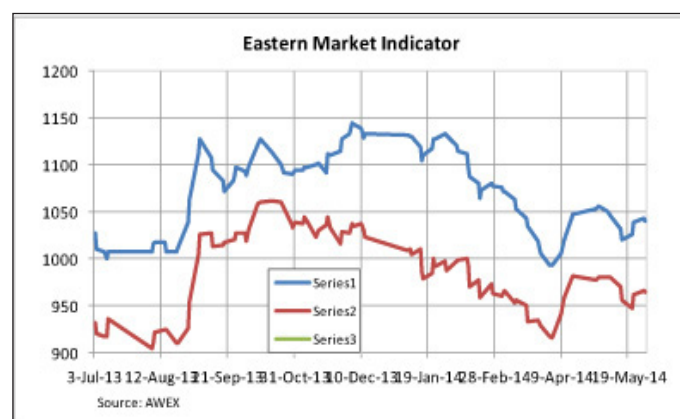
In Sydney, Merino fleece wools were well supported on Thursday (May 29), with 18.5 to 19.5 microns gaining 5 cents and the better spec and low Vm lots posting even higher prices. Merino skirtings were firm, a small offering of crossbreds unchanged and oddments either held firm or eased slightly.

In Melbourne, Merino fleece wools finished the week on a softer note while best style skirtings were

unchanged and short/seedy types were up to 10 cents cheaper. A limited selection of crossbreds were up to 5 cents dearer and oddments were in buyers' favour.

In general, crossbreds have been performing better than Merinos for some time as there have been limited quantities available and a stronger demand from the knitted industry, compared to that of worsted.

A very small sale of just 29,000 bales is expected next week.



# NEW ZEALAND

## Prices mainly hold firm with 95% clearance

The predominantly short woolled second shear offering from the North Island saw the shears, lambs' wool and oddments ease with longer and finer fleece wools firm to dearer. Of the 11,000 bales on offer, 95% sold.

The weighted indicator for the main trading currencies eased 0.78%, having a mixed effect on the market.

Fine crossbred full fleece and shears were firm to 1% dearer.

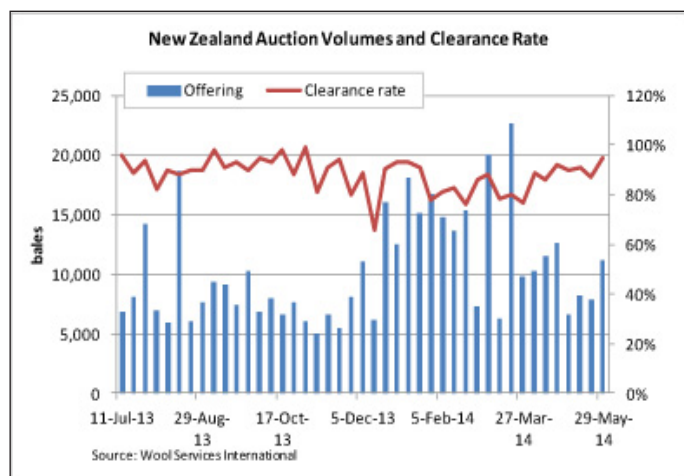
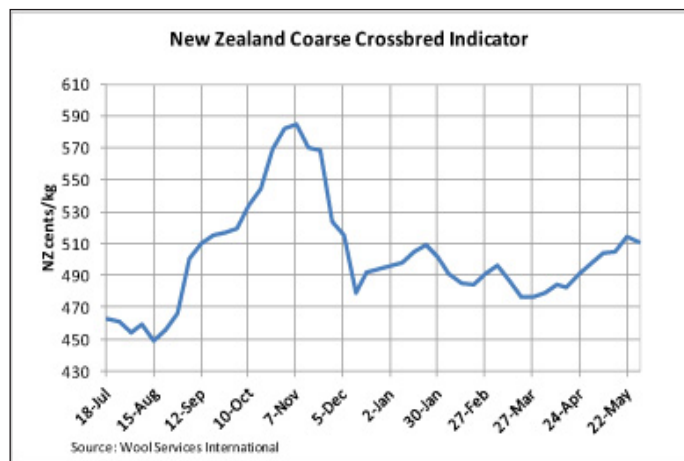
Good style coarse fleece were firm to 1% dearer

with average and poor styles lifting 3-4%. Longer coarse shears were firm to 2% stronger with shorter types 2-4% cheaper.

End of season lambs' fleece which is now showing more colour ranged from firm to 3% cheaper. Oddments were generally 2-5% easier with poorer styles affected the most.

There was good competition, with China, India and Western Europe principals supported by the Middle East, Australasia and the United Kingdom.

The next sale on June 5 will comprise approximately 7,400 bales from the South Island, down 32% on rostered quantity due to continuing poor weather conditions disrupting harvesting.



Source: Wool Services International

## SOUTH AFRICA

### Limited quantities push strong buyer competition

The penultimate sale of the 2014 summer season took place in Port Elizabeth on May 27, with a smaller volume of 71,998kg's on offer, producing a clearance of 98%.

The bulk of the offering consisted of large individual producers with good quality mohair. The continued strong demand and limited quantity of mohair left on the last sale necessitated buyers to compete strongly for the mohair on offer. The market surged by another 3.7% to close on R167.67 per kg.

There was exceptionally good demand for the stronger adult sector of the clip, driving prices 7.8% higher in this sector. A highest price of R751.00 per kg was paid for a bale of 25 micron good style kid mohair.

Compared to the previous sale, prices were as follows: Kids (summer) up 3.4%; Young goats unchanged; Fine adults unchanged; Strong adults up 7.8%; Average up 3.7%.

### United States

US wool trading on a clean basis was moderate against good demand, with 910,300 lbs (412,913kgs) of confirmed sales this week.

Greasy wool sales were also moderate with 203,150 lbs (92,149kgs) of confirmed sales this week. Territory States ewe wool: 24 micron sold at US\$ 1.57/lb (US\$ 3.45/kg) and 25 micron at US\$ 1.27/lb (US\$ 2.79/kg).

Source: USDA-AMS, Greeley, CO

## AUSTRALIA

### AWEX REGIONAL INDICATORS

AUSTRALIAN CENTS/KG, CLEAN, SCHLUMBERGER DRY.						Season 2012/13			Season 2013/14			
Region		May 21	May 22	May 28	May 29	Opening	High	Low	Opening	High	Low	Year ago
Northern	Sydney	1,040	1,052	1,058	1,059	1,089	1,058	944	1,036	1,171	1,006	1,048
Southern	Melbourne	1,016	1,030	1,032	1,026	1,068	1,123	915	1,020	1,128	981	1,021
Western	Fremantle	1,067	-	1,084	-	1,078	1,169	924	999	1,189	1,010	-
Eastern Market Indicator (EMI)		1,026	1,039	1,043	1,040	1,077	1,138	927	1,027	1,145	993	1,032

### AWEX REGIONAL MICRON PRICE GUIDES

AUSTRALIAN CENTS/KG, CLEAN, SCHLUMBERGER DRY.														
Northern Region - (Sydney)					Southern Region - (Melbourne)					Western Region - (Fremantle)				
Micron	May 21	May 22	May 28	May 29	Micron	May 21	May 22	May 28	May 29	Micron	May 21	May 22	May 28	May 29
16.5	-	1,309 n	1,309 n	1,309 n	16.5	-	1,318 n	1,320 n	1,306 n	16.5	-	-	-	-
17	1,262 n	1,262	1,266	1,265	17	1,247 n	1,249 n	1,251	1,248 n	17	-	-	-	-
17.5	1,225	1,230	1,235	1,239	17.5	1,221	1,227	1,230	1,228	17.5	-	-	-	-
18	1,196	1,201	1,210	1,213	18	1,189	1,199	1,202	1,197	18	-	-	-	-
18.5	1,170	1,180	1,189	1,195	18.5	1,174	1,189	1,193	1,185	18.5	1,177 n	-	1,190 n	-
19	1,159	1,169	1,181	1,184	19	1,162	1,178	1,184	1,176	19	1,163	-	1,177	-
19.5	1,145	1,159	1,165	1,170	19.5	1,153	1,174	1,176	1,165	19.5	1,155	-	1,173	-
20	1,136	1,155	1,160	1,160	20	1,138	1,159	1,162	1,153	20	1,134	-	1,160	-
21	1,134	1,155	1,157	1,157	21	1,132	1,151	1,156	1,145	21	1,132	-	1,149	-
22	1,120 n	1,138 n	1,141 n	1,141 n	22	1,115	1,141 n	1,143 n	1,133 n	22	1,114	-	1,135	-
23	-	1,130 n	-	-	23	1,105 n	1,136 n	1,137 n	1,126 n	23	1,106 n	-	1,110 n	-
24	-	-	-	-	24	-	-	-	-	24	-	-	-	-
25	-	-	-	-	25	-	-	-	-	25	-	-	-	-
26	-	769 n	786 n	786 n	26	788 n	-	850 n	862 n	26	-	-	-	-
28	668	669	680	680 n	28	673	679	679	682 n	28	-	-	-	-
30	629	627	641	641 n	30	632 n	633 n	632 n	641 n	30	-	-	-	-
32	-	556 n	568 n	568 n	32	-	-	-	-	32	-	-	-	-
MC	794	791	793	790	MC	793	793	791	788	MC	768 n	-	774 n	-

SOURCE: AUSTRALIAN WOOL EXCHANGE (AWEX)

## NEW ZEALAND

### NEW ZEALAND WOOL SERVICES INDICATORS

NZ CENTS PER KG, CLEAN					
	Merino	Mid Micron	Fine Xbred	Coarse Xbred	Lamb
Week 39 27/03/14	N/A	N/A	496	476	501
Week 40 3/04/14	N/A	N/A	497	479	495
Week 41 10/04/14	N/A	N/A	503	484	500
Week 42 16/04/14	N/A	N/A	508	482	493
Week 43 24/04/14	N/A	N/A	518	491	509
Week 45 8/05/14	N/A	N/A	528	504	519
Week 46 15/05/14	N/A	N/A	527	505	516
Week 47 22/05/14	N/A	715	542	514	538
Week 48 29/05/14	N/A	N/A	544	511	529

SOURCE: NEW ZEALAND WOOL SERVICES INTERNATIONAL

### SCHNEIDER FINE WOOL INDEXES

EACH INDEX REPRESENTS A MARKET QUOTATION, BASED ON AUSTRALIAN DOLLARS, FOR A SELECTED RANGE OF TYPES. THE INDEXES ARE NOT PRICE EXPRESSIONS.

Micron	8-May	15-May	22-May
15	1629	1629	1629
16	1380	1357	1356
17	1241	1204	1207
18	1184	1157	1166
19	1150	1126	1157

SOURCE: THE SCHNIEDER GROUP

## SOUTH AFRICA

### CAPE WOOLS OVERALL MERINO INDICATOR

SA CENTS/KG. CLEAN						
May 21	May 6	% change	2013/14 Season		2013/14 Average	2012/13 Average
			high	low		
10,945	11,643	-6.0%	12,077	10,196	11,377	10,240

## CHINA

### NANJING WOOL MARKET

AVERAGE GREASY WOOL PRICES, EX-WAREHOUSE IN YUAN PER TONNE					
Product	China Type	Micron	May 29	May 22	Change %
Australian	T54PPFNF (100S)	16.5	91,200	91,200	0.00
	T54PPFNF (90S)	17.5	86,200	86,200	0.00
	T54PFNF (80S)	18.5	83,200	83,200	0.00
	T54FNF (70S)	19.5	81,200	81,200	0.00
	T55FNF	21	80,200	80,200	0.00
	T56FNF	22.6	79,700	79,700	0.00
	T58FNF	24.1	73,200	73,200	0.00
	T423FNF	26.8	52,200	52,200	0.00
	T424FNF	28.8	47,700	47,700	0.00
T425FNF	32.2	41,200	41,200	0.00	
Combed Australian	110S	15.5	157,000	156,500	-0.32
	100S	16.5	111,500	111,300	-0.18
	90S	17.5	101,500	101,300	-0.20
	80S	18.5	96,500	96,500	0.00
	70S	19.5	92,800	92,800	0.00
	66S	21	89,800	90,000	0.22
	64S	22.6	88,000	88,000	0.00
	60S	24.1	83,300	83,300	0.00
Carbonized Australian	66S	21	70,200	69,500	-1.00
	64S	22.6	66,000	65,800	-0.30
New Zealand	T100 3-5"	32.2	41,000	41,000	0.00
	T107 3-5"	33.7	38,500	38,500	0.00
	T128 3-5"	34/36	37,500	37,500	0.00
Combed New Zealand	56S	28.8	56,000	56,500	0.89
	50S	32.2	48,000	48,500	1.04
Uruguay	48/50S	33.7	44,500	45,000	1.12
	60S	24	74,500	74,000	-0.67
	58S	26.8	54,000	54,000	0.00
Domestic	56S	28.8	46,800	47,100	0.64
	70S	19.5	82,100	81,100	-1.22
	66S	21	76,000	75,000	-1.32
	64S	22.6	69,000	68,000	-1.45
	60S	24	67,000	65,000	-2.99

SOURCE: NANJING WOOL MARKET

### CAPE WOOLS FLEECE WOOL PRICES

SPINNERS AND GOOD TOPMAKING STYLES, AWEX TYPES MF4 AND MF5. FIBRE LENGTH MEASUREMENTS IN MILLIMETRES.								May 21
Micron	100+	90	80	70	60	50	40	30
18.0	-	-	-	-	-	-	-	-
18.5	-	-	11,550	11,562	-	10,979	10,134	-
19.0	-	-	11,440	11,284	11,198	10,798	9,804	-
19.5	-	-	11,398	11,248	10,686	10,641	9,628	-
20.0	-	-	11,214	11,126	10,952	10,576	9,300	-
20.5	-	-	11,139	10,865	10,878	10,130	9,435	-
21.0	-	-	11,068	11,054	10,790	10,505	8,192	-
21.5	-	-	11,231	10,929	10,688	9,644	8,908	-
22.0	-	-	11,054	-	10,559	9,964	-	-
22.5	-	-	-	-	-	-	-	-
23	-	-	-	-	-	-	-	-
23.5	-	-	-	-	-	-	-	-
24.0	-	-	-	-	-	-	-	-

SOURCE: CAPE WOOLS.

### SOUTH AFRICAN MOHAIR

MOHAIR AUCTION RESULT			May 27
	Bales sold	Nett Mass	Av. price (rand/kg)
<b>Kids</b>			
Long (A/B) Summer	31	3,136.4	475.20
Long (A/B) Winter	-	-	-
Medium (C) Summer	36	4,195.6	417.97
Medium (C) Winter	-	-	-
Short (D) Summer	7	862.1	407.78
Short (D) Winter	-	-	-
Washing (E) Summer	4	467.1	391.10
Washing (E) Winter	-	-	-
Seady/Stain and Locks	17	2,159.3	188.85
<b>Summer total</b>	<b>78</b>	<b>8,661.2</b>	<b>436.23</b>
<b>Winter Total</b>	<b>-</b>	<b>-</b>	<b>-</b>
<b>Young Goats</b>			
Long (A/B) Summer	37	4,330.2	295.19
Long (A/B) Winter	-	-	-
Medium (C) Summer	100	12,682.0	286.32
Medium (C) Winter	-	-	-
Short (D) Summer	14	1,918.5	285.59
Short (D) Winter	-	-	-
Washing (E) Summer	3	330.6	282.34
Washing (E) Winter	-	-	-
Seady/Stain and Locks	27	3,456.9	167.94
<b>Summer total</b>	<b>154</b>	<b>19,261.3</b>	<b>288.17</b>
<b>Winter Total</b>	<b>-</b>	<b>-</b>	<b>-</b>
<b>Adults</b>			
Long (A/B) Fine	18	2,045.2	178.24
Long (A/B) Strong	18	2,564.5	121.40
Medium (C) Fine	85	10,896.6	170.45
Medium (C) Strong	55	7,397.0	121.94
Short (D) Fine	17	2,166.1	151.47
Short (D) Strong	25	3,528.3	118.98
Washing (E) Fine	7	946.1	147.01
Washing (E) Strong	5	741.6	119.41
Seady/Stain and Locks	53	6,908.8	90.51
<b>Fine total</b>	<b>127</b>	<b>16,054.0</b>	<b>167.50</b>
<b>Strong Total</b>	<b>103</b>	<b>14,231.4</b>	<b>120.98</b>

SOURCE: MOHAIR SOUTH AFRICA

## UNITED KINGDOM

### BRITISH QUOTATIONS FOR TOPS

Old Quality	Mic/Lgt	May 29	May 22	May 15	3 months ago	Year ago
<b>Merino/fine crossbred</b>						
120's	17.5	990	990	995	1,015	1,195
110's	18.0	945	945	950	990	1,160
80's	19/66	900	910	910	935	1,094
70's super	21/70	850	865	860	865	990
70's blended	21/65	840	855	850	855	970
66's	22/65	835	855	850	860	973
64's super	23/68	825	845	840	845	955
64's blended	23/64	715	725	720	725	815
60's super	25/70	640	630	635	640	780
60's blended	25.5/70	590	580	585	595	670
58's super	27.5/8	550	540	540	520	615
58's blended	28/78	510	500	500	490	540
<b>Crossbred</b>						
56's (Australian)	29.5	495	480	485	490	540
56's super	29.5	465	450	455	460	500
54's	31	465	445	450	460	490
50's	34	460	445	450	455	480
£/US\$ rate		1.67	1.69	1.60	1.67	1.52
<b>British crossbred</b>						
31.5 English		375	365	365	370	365
33/34 English		370	360	360	360	330

### BRADFORD AUCTION PRICES IN P/KG

N.Q. = NO QUOTE					
GRADE DESCRIPTION		May 7	Apr 15	Apr 1	Mar 18
226	Fine wethers no. 1	173	168	160	156
232	Fine cast no. 2	152	160	152	137
338	Halfbred wethers no. 1	187	178	173	177
345	Halfbred wethers cast no. 2	179	169	167	164
430	Mule wethers no. 1	177	175	168	173
434	Mule cast no. 2	168	170	164	163
616	Cheviot wethers no. 1	188	NQ	188	NQ
620	Cheviot wethers cast no. 2	187	NQ	187	NQ
659	Fine radnor cross cast no.2	155	162	NQ	151
663	Welsh cast	142	148	145	148
666	Welsh red kempy & light grey	129	123	125	134
668	Fine radnor cross red kempy & light grey	NQ	130	NQ	NQ
707	Swaledale & dalesbred	105	96	89	93
709	Swaledale grey	83	76	69	76
723	Blackface carpet white	168	NQ	163	159
732	Blackface light cast	160	153	157	NQ
<b>BRITISH FLEECE INDICATOR P/KG</b>					
Greasy		156	152	149	147
Clean		230	226	218	217
SOURCE: BRITISH WOOL MARKETING BOARD					

### SPECIALITY FIBRES

#### SPECIALITY FIBRES - QUOTATIONS FOR ALL THE FOLLOWING FIBRES AND TOPS ARE AVERAGE PRICES IN US\$ PER KG, FOB

	May 29	May 22	May 15	May 8
<b>Chinese cashmere (dehaired)</b>				
<b>White</b>				
Hosiery 38mm	157.00	157.00	157.00	157.00
Weaving 32mm	128.00	128.00	128.00	128.00
<b>Brown</b>				
Hosiery 38mm	137.00	137.00	137.00	137.00
Weaving 32mm	127.00	127.00	127.00	127.00
<b>Mongolian cashmere (dehaired)</b>				
Brown	114.00	114.00	114.00	114.00
Light Grey	115.00	115.00	115.00	115.00
<b>Afghan/Iranian cashmere (dehaired)</b>				
White	115.00	115.00	115.00	115.00
Fawn	111.00	111.00	111.00	111.00
Dark Brown	109.00	109.00	109.00	109.00
<b>Cape mohair tops</b>				
Adult 37 microns	21.00	20.00	20.00	19.50
Young goat 33 microns	26.00	25.50	25.50	25.00
Super young goat 31 microns	39.00	37.00	37.00	37.00
Kid 28 microns	56.00	56.00	56.00	56.00
Kid 25 microns	60.00	60.00	60.00	60.00
<b>Alpaca tops</b>				
White Baby (BL)	35.00	35.00	35.00	35.00
Fine spinning (FS)	22.00	22.00	22.00	22.00
Adult (AG)	11.50	11.50	11.50	11.50
<b>Angora</b>				
Super quality	37.00	37.00	37.00	37.00
1st quality	34.00	34.00	34.00	34.00
2nd quality	32.00	32.00	32.00	32.00
3rd quality	31.00	31.00	31.00	31.00
4th quality	30.00	30.00	30.00	30.00
Off	23.00	23.00	23.00	23.00
<b>Camel-hair (dehaired)</b>				
Super baby	45.00	45.00	45.00	45.00
Medium baby	30.00	30.00	30.00	30.00
Adult	23.00	23.00	23.00	23.00
<b>Yak-hair (dehaired)</b>				
Super	41.00	41.00	41.00	41.00
Medium	30.00	30.00	30.00	30.00
<b>Silk</b>				
Mulberry sliver	53.00	53.00	53.00	53.00
Mulberry noil	15.00	15.00	15.00	15.00
Tussah sliver	42.00	42.00	42.00	42.00
Tussah noil	15.00	15.00	15.00	15.00
SOURCE: SEAL INTERNATIONAL				

## AMERICAS

URUGUAY - UNLESS OTHERWISE STATED, PRICES ARE IN US\$/KG, GREASY AT FARMGATE FOR THE PERIOD MAY 16 - 21

Fineness Microns	Unconditioned Lots	Conditioned Lots	
		US\$ 0.02 Blue Label	US\$ 0.07 Green Label
Finer or equal to 18.5	-	-	-
18.6 - 19.5	-	-	-
19.6 - 20.5	-	-	-
20.6 - 21.5	-	-	-
21.6 - 22.5	5.80	5.70	-
22.6 - 23.5	-	4.60	-
23.6 - 24.5	4.40	-	-
24.6 - 25.5	-	-	-
25.6 - 26.5	-	-	-
26.6 - 27.5	-	-	-
27.6 - 28.5	-	-	3.40
28.6 - 29.5	3.30/3.10	-	-
29.6 - 30.5	-	-	-
30.6 - 32.0	-	-	-
32.1 - 34.0	-	-	-
Coarser or equal to 34.1	-	-	-
Fine Bellies and sub-products	0.80	0.90/0.80	-
General Bellies and sub-product	0.60	0.60	-
Fine Lambs	-	-	-
General Lambs	2.00	-	-

SOURCE: URUGUAYAN WOOL SECRETARIAT (SUL)

ARGENTINA - UNLESS OTHERWISE STATED, PRICES ARE IN US\$/KG, GREASY AT FARMGATE FOR THE PERIOD MAY 15 - 22

Fineness Micron	Combing Yield				
	40%	45 %	50 %	55 %	60 %
16.0	3.20	3.68	4.18	4.63	5.08
16.5	3.06	3.51	3.99	4.42	4.85
17.0	2.91	3.34	3.81	4.21	4.62
17.5	2.84	3.26	3.72	4.12	4.52
18.0	2.79	3.21	3.66	4.05	4.45
18.5	2.75	3.17	3.61	4.00	4.39
19.0	2.76	3.17	3.57	3.96	4.34
19.5	2.74	3.15	3.55	3.93	4.32
20.0	2.71	3.12	3.54	3.90	4.26
20.5	2.71	3.11	3.53	3.89	4.25
21.0	2.73	3.14	3.56	3.92	4.28
21.5	2.71	3.12	3.54	3.90	4.26
22.0	2.72	3.13	3.53	3.89	4.25
22.5	2.71	3.12	3.52	3.88	4.24
23.0	2.70	3.11	3.51	3.89	4.25
23.5	2.61	3.01	3.39	3.78	4.15
24.0	2.49	2.87	3.24	3.61	3.97
24.5	2.24	2.58	2.92	3.26	3.58

SOURCE: PROLANA

## EXCHANGE RATES

	€	£	US \$	A \$	£ 3 Mths ago	£ Year ago
US \$	1.36	1.67		0.93	1.67	1.52
£	0.81		0.60	0.55		
€		1.23	0.73	0.68	1.21	1.17
A \$	1.47	1.80	1.08		1.86	1.57
NZ \$	1.60	1.97	1.18	1.09	1.99	1.87
SA Rand	14.21	17.45	10.43	9.70	17.83	14.92
¥	138.29	168.80	101.58	94.08	170.37	153.06
Index	95.87	86.12	86.74	101.88	86.30	79.91

## NEXT SALES

**June 4-5: Sydney ( 10,145 bales)**

**June 4-5: Melbourne (19,461 bales)**

**June 5: Christchurch (7,400 bales)**

**June 4: Port Elizabeth (wool – 15,500 bales)**

**June 10: Bradford**

**June 10: Port Elizabeth (mohair)**

### Editor

Charlotte Rogers  
crogers@wtin.com

E-mail: crogers@wtin.com  
Internet: www.wtin.com  
Copyright © 2014 World Textile Information Network Ltd.

### Production

Jay Faulkner  
design@wtin.com

### Subscriptions

Adam Ross  
aross@wtin.com

### Managing Director

Mark Jarvis  
mjarvis@wtin.com

All rights reserved. No part of this publication may be reproduced, stored in a retrieval system, or transmitted, in any form or by any means, electronic, mechanical, photocopying, recording or otherwise, without the written permission of the publisher.

Wool Market Report is published by World Textile Information Network Ltd.  
WestOne, 114 Wellington Street, Leeds, LS1 1BA, United Kingdom  
Tel: +44 (0)113 388 4882  
Fax: +44 (0)113 388 4844

Disclaimer: Information contained in this report is obtained from sources believed to be reliable, however no responsibility nor liability will be accepted by WTiN for commercial decisions claimed to have been based on the content of the report.