

Australia



[Go to text](#)

[Go to tables](#)

Americas



[Go to tables](#)

New Zealand



[Go to text](#)

[Go to tables](#)

United Kingdom



[Go to text](#)

[Go to tables](#)

South Africa



[Go to tables](#)


China




[Go to tables](#)

[Exchange Rates](#)

[Next Sales](#)



FUHRMANN



SUPPLIERS OF GREASY AND SCOURED WOOL SINCE 1735

—WE AT FUHRMANN HAVE BEEN TRADING WOOL SINCE 1735...

TODAY, AS A PART OF THE PRESTIGIOUS SCHNEIDER GROUP WE OFFER AN INTERNATIONAL NETWORK, FINANCIAL STRENGTH, WEALTH OF EXPERIENCE AND A COMMITMENT TO OUR CUSTOMERS WORLDWIDE

Fuhrmann NZ Ltd • PO Box 1164, Christchurch, NEW ZEALAND
Tel: 64 3 379 6173 • Fax: 64 3 365 0747
email: fuhrmann@fuhrmann.co.nz



Lanas Trinidad

WWW.LANASTRINIDAD.COM

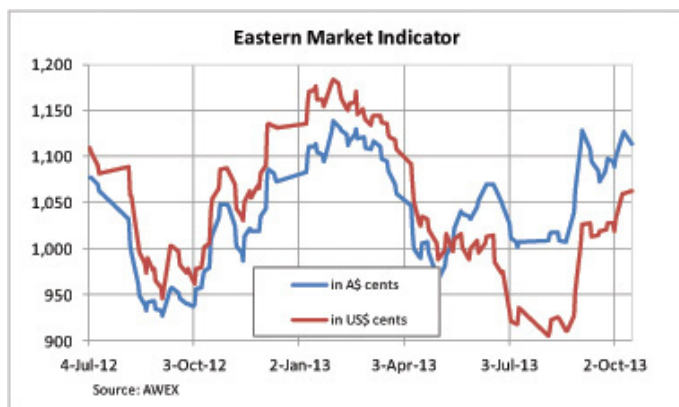
If you would like to place a banner advertisement in the Wool Market Report, please contact James Wilson at

jwilson@wtin.com

AUSTRALIA

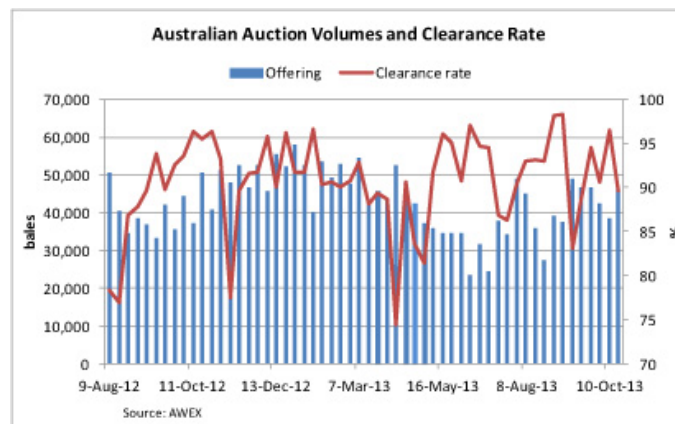
Mood of quiet optimism prevails as market consolidates

After a sharp upturn in prices last week, the market consolidated over the two-day sale with prices easing across the board, particularly on Wednesday, due in part to currency movements. The Australian Wool Exchange's (AWEX) Eastern Market Indicator (EMI) fell by 1.3% to 1,113 Australian cents per kilo, clean. In US dollar terms, the EMI was 0.2% higher at 1,062 US cents per lb.



Fine wools were least affected and skirting wools continue to perform well. Prices for Merino Cardings are some 25% higher than they were 12 months ago. At the superfine wool sale in Sydney ten lots were accredited with a 1PP certification over the two days, although eight of these were withdrawn prior to the sale on Thursday. There was good support for the best and best spinner styles, while the lower style and strength lots eased in line with the broader microns. In Melbourne, Merino fleece prices fell by around 15-20 cents across the board on Wednesday and eased further on Thursday, with the better types least affected. Crossbreds found steady support and oddments eased slightly. In Fremantle, Merino fleece types lost half of last week's gains on Wednesday before firming on Thursday and skirtings lost some ground. Buyers from China continued to dominate auction room activity. The volume of wool offered this week totalled 46,249 bales, of which 89.65% was sold. Traditionally,

quantities have exceeded 50,000 bales at this time of year but they remain low as rain has impacted shearing. Industry sources suggest quantities will increase over the coming weeks.



NEW ZEALAND

Upward trend continues as most prices inch higher

MOVEMENTS IN NEW ZEALAND WOOL PRICES		
Wool type	Micron and length	Price change
		North Island compared to South Island sale on Oct 10 2013
Fine Crossbred fleece	32 to 35 micron	Fully 1.5% dearer
Fine Crossbred early shorn and second shear	31 to 33 micron 3/5 inch	1.5% dearer
	33.5 to 36 micron 3/5 inch	2.5% dearer
	31 to 34 micron 3/4 inch	1.5 to 2.5% dearer
	32 to 34 micron 2/4 inch	2.5 to 3% dearer
	32 to 33 micron 2/3 inch	1% cheaper
	Fine crossbred fleece	
Fine crossbred early shorn and second shear	36 micron and coarser 3/5 to 3/4 inch 2/3 inch	2.5% dearer 1.5% dearer
Combing oddments	36 to 39 micron 4/6 inch	3.5% dearer
Clothing oddments		3% dearer 1% dearer

Thursday's North Island sale of 6,600 bales continues the upward trend in the market. We continue to see

good clearances with the sale seeing a 98% sold rate. Fine Crossbred Fleece and Early Shorn gained 1.5% with 33.5 to 36 micron, 4/5inch realising 2.5% above the last South Island sale.

31 to 34 micron, 3/ 4 inch rose 1.5 to 2.5% while 32 to 34 micron, 2/ 4 inch were 2.5 to 3% dearer. 32 to 33 micron, 2/ 3 inch were 1% cheaper.

Combing oddments were 3% dearer while clothing oddments were 1% dearer. There was widespread interest with China dominating, supported by the Middle East, Western Europe and India.

The next sale is on 24th October comprising approximately 7,600 bales from the South Island.

SOURCE: WOOL SERVICES INTERNATIONAL

SOUTH AFRICA

Cape Wools Merino Indicator maintains high level

The wool market maintained the recently achieved high price levels at this week's auction despite a smaller offering and the Cape Wools Merino indicator shed a marginal 0.3% on last week to close at R116.30/kg (clean).

Due to the small offering this week, traders said there had been decent competition all around for the better quality wools.

The rand had little influence on the market and was 0.5% stronger at R9.92 against the US dollar, compared with last week's average rate, and strengthened 0.4% against the euro at R13.43. Last week's prices held up firmly at this week's auction and only posted marginal decreases amongst the medium to stronger wools.

A total of 7 145 bales were on offer, of which 98% was sold. Most active traders were Standard Wool (2 099), Modiano (1 539), Lempriere (1 493) and Stucken & Co (1 048).

The average clean prices for the different categories good top-making (MF5), long fleeces were as follows: 18 microns were down 0.1% at R124,07/kg, 18,5 microns weakened by 0.3% to R122,49/kg, 19 microns rose 0.7% to R122,14/kg, , 20 microns dropped 0.8%

to close at R117,59/kg, 20,5 microns were down 0.1% at R117,19/kg, 21 microns shed 0.4% to R116,39/kg, 21,5 microns were 1,5% dearer at R116,15/kg and 22 microns were down 0.1% to close at R114,92/kg. Both 19,5 and 21,5 microns held firm at last week's prices, closing at R119,99/kg and R116,20/kg respectively.

SOURCE: CAPE WOOLS

UNITED KINGDOM

Prices increase almost across the board with nearly all lots sold

The seventh British Wool Sale of the 2013/14 season was held by the British Wool Marketing Board on Wednesday at Wool House and 1,569,665kg was offered.

The market continued to strengthen on most types resulting in virtually a full clearance (3 lots unsold). Compared to the last sales: Fine Cast were 12% dearer, other Fine grades were up to 5% dearer; Halfbreds were 6% dearer; Mules 4-6% dearer; Radnors 5-8% dearer; Welsh 3-6% dearer; Swaledale, white firm, light greys 3.5% cheaper; and Blackface 4-8% dearer.



SOURCE: BRITISH WOOL MARKETING BOARD

AUSTRALIA

AWEX REGIONAL INDICATORS

AUSTRALIAN CENTS/KG, CLEAN, SCHLUMBERGER DRY.						Season 2012/13			Season 2013/14			
Region		Oct 9	Oct 10	Oct 16	Oct 17	Opening	High	Low	Opening	High	Low	Year ago
Northern	Sydney	1,142	1,144	1,136	1,131	1,089	1,058	944	1,036	1,149	1,082	1,033
Southern	Melbourne	1,108	1,114	1,102	1,100	1,068	1,123	915	1,020	1,114	1,050	999
Western	Fremantle	1,165	1,170	1,140	1,145	1,078	1,169	924	999	1,170	1,087	-
Eastern Market Indicator (EMI)		1,122	1,127	1,117	1,113	1,077	1,138	927	1,027	1,128	1,064	1,014

SOURCE: AUSTRALIAN WOOL EXCHANGE (AWEX)

AWEX REGIONAL MICRON PRICE GUIDES

AUSTRALIAN CENTS/KG, CLEAN, SCHLUMBERGER DRY.														
Northern Region - (Sydney)					Southern Region - (Melbourne)					Western Region - (Fremantle)				
Micron	Oct 9	Oct 10	Oct 16	Oct 17	Micron	Oct 9	Oct 10	Oct 16	Oct 17	Micron	Oct 9	Oct 10	Oct 16	Oct 17
16.5	1,408 n	1,422	1,422	1,439	16.5	1,419 n	1,421 n	1,404 n	1,404 n	16.5	-	-	-	-
17	1,368	1,373	1,362	1,357	17	1,356	1,357	1,339	1,331	17	-	-	-	-
17.5	1,333	1,335	1,330	1,321	17.5	1,335	1,340	1,310	1,312	17.5	-	-	-	-
18	1,315	1,313	1,312	1,304	18	1,304	1,312	1,299	1,299	18	1,313 n	1,312 n	1,283 n	1,292 n
18.5	1,297	1,296	1,290	1,284	18.5	1,295	1,301	1,284	1,280	18.5	1,301	1,301	1,277	1,268
19	1,290	1,292	1,281	1,270	19	1,284	1,292	1,276	1,269	19	1,286	1,287	1,252	1,253
19.5	1,276	1,282	1,261	1,246	19.5	1,272	1,280	1,258	1,252	19.5	1,271	1,276	1,238	1,243
20	1,260	1,258	1,244	1,230	20	1,255	1,257	1,239	1,235	20	1,256	1,262	1,222	1,226
21	1,253	1,253	1,239	1,226 n	21	1,249	1,256	1,234	1,230	21	1,241	1,247	1,216	1,216
22	1,236 n	1,236 n	1,221 n	1,216 n	22	1,235	1,245	1,227	1,226	22	1,221 n	1,232 n	1,203 n	1,211 n
23	-	-	-	-	23	1,204 n	1,216 n	1,210 n	1,219 n	23	1,201 n	-	1,193 n	1,206 n
24	-	-	-	-	24	-	-	-	-	24	-	-	-	-
25	-	-	913 n	914 n	25	-	-	-	-	25	-	-	-	-
26	821 n	816 n	817 n	815 n	26	786 n	795 n	802 n	803 n	26	-	-	-	-
28	647	650	655	656	28	641	646	652	652	28	-	-	-	-
30	624	629 n	626 n	632	30	615 n	615 n	620 n	623	30	-	-	-	-
32	549 n	550 n	550 n	550 n	32	-	-	-	-	32	-	-	-	-
MC	825	825	827	829	MC	831	833 n	829 n	824	MC	797 n	799 n	793 n	791 n

SOURCE: AUSTRALIAN WOOL EXCHANGE (AWEX)

NEW ZEALAND

NEW ZEALAND WOOL SERVICES INDICATORS

NZ CENTS PER KG, CLEAN					
	Merino	Mid Micron	Fine Xbred	Coarse Xbred	Lamb
Week 7 15/08/13	1383	766	493	493	N/A
Week 8 22/08/13	N/A	747	507	456	N/A
Week 10 5/09/13	N/A	N/A	530	500	N/A
Week 11 12/09/13	1472	773	538	510	N/A
Week 12 19/09/13	N/A	N/A	528	515	N/A
Week 13 26/09/13	1418	737	533	517	N/A
Week 14 3/10/13	N/A	N/A	539	519	N/A
Week 15 10/10/13	1465	744	555	534	N/A
Week 16 17/10/13	N/A	N/A	565	544	N/A

SOURCE: NEW ZEALAND WOOL SERVICES INTERNATIONAL

SCHNEIDER FINE WOOL INDEXES

EACH INDEX REPRESENTS A MARKET QUOTATION, BASED ON AUSTRALIAN DOLLARS, FOR A SELECTED RANGE OF TYPES. THE INDEXES ARE NOT PRICE EXPRESSIONS.

Micron	26-Sep	3-Oct	10-Oct
15	1808	1815	1753
16	1507	1468	1457
17	1305	1298	1310
18	1243	1260	1272
19	1213	1221	1255

SOURCE: THE SCHNIEDER GROUP

SOUTH AFRICA

CAPE WOOLS OVERALL MERINO INDICATOR

SA CENTS/KG. CLEAN						
Oct 16	Oct 9	% change	2013/14 Season		2013/14 Average	2012/13 Average
			high	low		
11,630	11,669	-0.3	11,603	10,196	11,252	8,923

CHINA

NANJING WOOL MARKET

AVERAGE GREASY WOOL PRICES, EX-WAREHOUSE IN YUAN PER TONNE					
Product	China Type	Micron	Oct 17	Oct 10	Change %
Australian	T54PPFNF (100S)	16.5	98,100	98,100	0.00
	T54PPFNF (90S)	17.5	90,500	91,000	-0.55
	T54PFNF (80S)	18.5	83,000	88,000	-5.68
	T54FNF (70S)	19.5	85,500	86,500	-1.16
	T55FNF	21	84,500	85,500	-1.17
	T56FNF	22.6	83,500	83,500	0.00
	T58FNF	24.1	78,000	78,000	0.00
	T423FNF	26.8	54,000	54,000	0.00
	T424FNF	28.8	47,500	47,500	0.00
T425FNF	32.2	42,000	42,000	0.00	
Combed Australian	110S	15.5	186,300	188,300	-1.06
	100S	16.5	124,500	125,500	-0.80
	90S	17.5	108,000	108,000	0.00
	80S	18.5	104,000	105,000	-0.95
	70S	19.5	101,000	102,000	-0.98
	66S	21	97,500	98,500	-1.02
	64S	22.6	95,500	95,500	0.00
	60S	24.1	89,000	89,000	0.00
Carbonized Australian	66S	21	73,000	73,000	0.00
	64S	22.6	69,000	69,000	0.00
New Zealand	T100 3-5"	32.2	40,000	40,000	0.00
	T107 3-5"	33.7	38,000	38,000	0.00
	T128 3-5"	34/36	36,000	36,000	0.00
Combed New Zealand	56S	28.8	55,000	55,000	0.00
	50S	32.2	50,000	50,000	0.00
	48/50S	33.7	43,000	43,000	2.38
Uruguay	60S	24	79,000	79,000	0.00
	58S	26.8	57,000	57,000	0.00
	56S	28.8	47,000	47,000	0.00
Domestic	70S	19.5	83,500	83,500	0.00
	66S	21	78,500	78,500	0.00
	64S	22.6	68,500	68,500	0.00
	60S	24	60,500	60,500	0.00

SOURCE: NANJING WOOL MARKET

CAPE WOOLS FLEECE WOOL PRICES

SPINNERS AND GOOD TOPMAKING STYLES, AWEX TYPES MF4 AND MF5. FIBRE LENGTH MEASUREMENTS IN MILLIMETRES.								OCTOBER 16
Micron	100+	90	80	70	60	50	40	30
18.0	-	-	12,472	12,379	-	-	-	-
18.5	-	-	12,261	12,271	11,868	-	-	-
19.0	-	12,290	12,146	12,189	11,782	-	11,347	-
19.5	-	12,030	11,972	12,021	11,853	11,464	10,902	-
20.0	-	11,906	11,819	11,784	11,601	11,375	10,916	-
20.5	-	11,783	11,728	11,704	11,579	10,939	10,443	-
21.0	-	11,696	11,697	11,736	11,517	10,932	10,390	-
21.5	-	-	11,708	11,713	-	-	-	-
22.0	-	11,533	11,714	-	-	-	-	-
22.5	-	-	-	-	-	-	-	-
23	-	-	-	-	-	-	-	-
23.5	-	-	-	-	-	-	-	-
24.0	-	-	-	-	-	-	-	-

SOURCE: CAPE WOOLS.

SOUTH AFRICAN MOHAIR

MOHAIR AUCTION RESULT				OCTOBER 8
	Bales sold	Volume in kg	Av. price (rand/kg)	
Kids				
Long (A/B) Summer	-	-	-	
Long (A/B) Winter	100	12,448.2	304.27	
Medium (C) Summer	-	-	-	
Medium (C) Winter	84	10,555.4	294.43	
Short (D) Summer	-	-	-	
Short (D) Winter	33	4,295.2	286.92	
Washing (E) Summer	-	-	-	
Washing (E) Winter	3	388.6	252.75	
Seady/Stain and Locks	20	2,582.4	133.63	
Summer total	-	-	-	
Winter Total	220	27,687.4	-	
Young Goats				
Long (A/B) Summer	-	-	-	
Long (A/B) Winter	48	6,107.2	214.81	
Medium (C) Summer	-	-	-	
Medium (C) Winter	94	11,360.7	185.65	
Short (D) Summer	-	-	-	
Short (D) Winter	27	3,814.3	190.85	
Washing (E) Summer	-	-	-	
Washing (E) Winter	8	1,098.9	149.22	
Seady/Stain and Locks	20	2,505.6	87.46	
Summer total	-	-	-	
Winter Total	177	22,381.1	192.70	
Adults				
Long (A/B) Fine	26	3,516.1	132.7	
Long (A/B) Strong	77	10,596.8	90.05	
Medium (C) Fine	81	10,715.6	116.92	
Medium (C) Strong	197	25,968.4	91.50	
Short (D) Fine	72	9,603.7	118.86	
Short (D) Strong	118	15,820.4	90.00	
Washing (E) Fine	9	1,246.4	99.64	
Washing (E) Strong	30	3,943.9	87.31	
Seady/Stain and Locks	71	9,338.1	72.65	
Fine total	188	25,081.8	118.93	
Strong Total	422	56,329.5	90.51	

SOURCE: MOHAIR SOUTH AFRICA

UNITED KINGDOM

BRITISH QUOTATIONS FOR TOPS

PENCE PER KG. DRY-COMBED BASIS.						
Old Quality	Mic/Lgt	Oct 17	Oct 10	Oct 3	3 months ago	Year ago
Merino/fine crossbred						
120's	17.5	1120	1,125	1,095	1,120	1,215
110's	18.0	1095	1,095	1,065	1,065	1,165
80's	19/66	1035	1,040	1,025	1,030	1,085
70's super	21/70	955	960	950	920	980
70's blended	21/65	945	950	935	900	960
66's	22/65	945	950	935	890	940
64's super	23/68	930	925	905	880	930
64's blended	23/64	790	785	765	785	775
60's super	25/70	725	720	695	755	790
60's blended	25.5/70	675	670	655	670	645
58's super	27.5/8	580	575	565	605	605
58's blended	28/78	540	535	525	530	252
Crossbred						
56's (Australian)	29.5	530	525	510	545	515
56's super	29.5	510	505	490	495	500
54's	31	495	490	475	480	495
50's	34	490	485	470	470	485
£/US\$ rate			1.59	1.62	1.51	1.62
British crossbred						
31.5 English		390	385	385	390	365
33/34 English		380	375	375	365	355

BRADFORD AUCTION PRICES IN P/KG

N.Q. = NO QUOTE					
GRADE DESCRIPTION		Oct 16	Sep 18	Sep 4	Aug 21
226	Fine wethers no. 1	175	170	168	155
232	Fine cast no. 2	166	149	147	141
338	Halfbred wethers no. 1	187	185	173	164
345	Halfbred wethers cast no. 2	181	173	171	161
430	Mule wethers no. 1	192	183	175	164
434	Mule cast no. 2	183	174	168	158
616	Cheviot wethers no. 1	NQ	177	184	185
620	Cheviot wethers cast no. 2	NQ	186	NQ	168
659	Fine radnor cross cast no.2	178	165	162	152
663	Welsh cast	134	127	119	112
666	Welsh red kempy & light grey	123	112	105	98
668	Fine radnor cross red kempy & light grey	132	122	NQ	93
707	Swaledale & dalesbred	98	100	87	76
709	Swaledale grey	86	94	76	68
723	Blackface carpet white	160	145	133	124
732	Blackface light cast	149	146	134	NQ
BRITISH FLEECE INDICATOR P/KG					
Greasy		151	153	146	137
Clean		236	223	212	196

SOURCE: BRITISH WOOL MARKETING BOARD

SPECIALITY FIBRES

SPECIALITY FIBRES - QUOTATIONS FOR ALL THE FOLLOWING FIBRES AND TOPS ARE AVERAGE PRICES IN US\$ PER KG, FOB				
	Oct 17	Oct 10	Oct 3	Sep 26
Chinese cashmere (dehaired)				
White				
Hosiery 38mm	173.00	173.00	173.00	168.00
Weaving 32mm	143.00	143.00	143.00	141.00
Brown				
Hosiery 38mm	150.00	150.00	150.00	148.00
Weaving 32mm	140.00	140.00	140.00	137.00
Mongolian cashmere (dehaired)				
Brown	130.00	130.00	130.00	129.00
Light Grey	129.00	129.00	129.00	128.00
Afghan/Iranian cashmere (dehaired)				
White	116.00	116.00	116.00	116.00
Fawn	112.00	112.00	112.00	112.00
Dark Brown	110.00	110.00	110.00	110.00
Cape mohair tops				
Adult 37 microns	19.50	19.50	19.50	19.25
Young goat 33 microns	24.50	24.50	24.50	24.00
Super young goat 31 microns	36.00	36.00	36.00	36.00
Kid 28 microns	48.00	48.00	46.00	45.00
Kid 25 microns	54.00	54.00	51.00	50.00
Alpaca tops				
White Baby (BL)	30.00	30.00	30.00	30.00
Fine spinning (FS)	17.50	17.50	17.50	17.50
Adult (AG)	11.00	11.00	11.00	11.00
Angora				
Super quality	40.00	40.00	40.00	39.00
1st quality	37.00	37.00	37.00	36.00
2nd quality	35.00	35.00	35.00	34.00
3rd quality	34.00	34.00	34.00	33.00
4th quality	33.00	33.00	33.00	32.00
Off	26.00	26.00	26.00	25.00
Camel-hair (dehaired)				
Super baby	45.00	45.00	45.00	45.00
Medium baby	30.00	30.00	30.00	30.00
Adult	23.00	23.00	23.00	23.00
Yak-hair (dehaired)				
Super	41.00	41.00	41.00	41.00
Medium	30.00	30.00	30.00	30.00
Silk				
Mulberry sliver	54.00	54.00	54.00	50.00
Mulberry noil	14.00	14.00	14.00	14.00
Tussah sliver	41.00	41.00	41.00	39.00
Tussah noil	13.00	13.00	13.00	13.00

SOURCE: SEAL INTERNATIONAL

AMERICAS

URUGUAY - UNLESS OTHERWISE STATED, PRICES ARE IN US\$/KG, GREASY AT FARMGATE FOR THE PERIOD AUGUST 23 - 29

Wool Type	Microns	Unconditioned Lots	Conditioned Lots	
			US\$ 0.02 Prime	US\$ 0.04 Prime
Merino Superfine Fleece	19.0 - 20.5	-	-	-
	20.6 - 21.0	-	-	-
Merino Fleece	21.1 - 22.0	-	-	6.00
	22.1 - 22.5	-	-	-
Merino Crossbred Fleece	22.6 - 23.5	-	-	-
	23.6 - 24.0	-	-	-
Polwarth Fleece	Finer than 23.5	-	-	5.00
	23.6 - 24.0	-	-	-
	24.1 - 24.9	-	-	-
	25.0 or coarser	-	-	-
Merilin Fleece	24.1 or coarser	-	-	-
(Uruguayan breed)	24.1 or coarser	-	-	-
Fine Crossbred Fleece	24.2 - 25.4	-	-	-
Fine Crossbred and	25.5 - 26.5	-	-	-
Fine Corriedale Fleece	26.6 - 27.5	-	3.07	-
	28.6 - 29.5	2.70-2.80	3.00	-
Medium Corriedale Fleece	27.6 - 28.5	2.90	2.92	-
	29.6 - 30.5	-	-	-
Strong Corriedale Fleece	30.6 or coarser	-	-	-
	34.0 or finer	-	-	-
Romney Marsh Fleece	34.1 or coarser	-	-	-
	-	-	-	1.00
Fine Bellies	-	-	-	1.00
Other Bellies	-	0.50	0.65-0.50 -0.60	-

SOURCE: URUGUAYAN WOOL SECRETARIAT (SUL)

ARGENTINA - UNLESS OTHERWISE STATED, PRICES ARE IN US\$/KG, GREASY AT FARMGATE FOR THE PERIOD OCTOBER 3 - 10

Fineness	Combing Yield				
	40%	45 %	50 %	55 %	60 %
16.0	3.53	4.05	4.60	5.09	5.58
16.5	3.39	3.88	4.42	4.89	5.36
17.0	3.24	3.72	4.23	4.68	5.13
17.5	3.17	3.64	4.14	4.58	5.02
18.0	3.13	3.60	4.10	4.53	4.97
18.5	3.10	3.56	4.05	4.48	4.92
19.0	3.11	3.58	4.03	4.46	4.89
19.5	3.08	3.54	3.99	4.42	4.85
20.0	3.02	3.47	3.93	4.33	4.73
20.5	3.02	3.47	3.93	4.33	4.72
21.0	3.04	3.50	3.96	4.36	4.76
21.5	3.03	3.48	3.94	4.34	4.73
22.0	4.04	3.49	3.93	4.33	4.73
22.5	2.95	3.40	3.83	4.22	4.60
23.0	2.87	3.30	3.72	4.12	4.50
23.5	2.75	3.16	3.57	3.97	4.36
24.0	2.60	2.99	3.38	3.76	4.13
24.5	2.40	2.77	3.13	3.49	3.83

SOURCE: PROLANA

EXCHANGE RATES

	€	£	US \$	A \$	£ 3 Mths ago	£ Year ago
US \$	1.35	1.59		0.94	1.51	1.60
£	0.85		0.63	0.59		
€		1.18	0.74	0.70	1.16	1.24
A \$	1.43	1.69	1.06		1.64	1.56
NZ \$	1.64	1.93	1.21	1.14	1.92	1.96
SA Rand	13.46	15.87	9.96	9.40	14.99	13.94
¥	132.33	155.96	97.83	92.37	149.89	125.69
Index	95.96	82.30	85.09	103.53	79.77	83.66

NEXT SALES

- **October 22, 23, 24:** **Melbourne (25,583 bales)**
- **October 23, 24:** **Sydney (11,227 bales)**
- **October 23, 24:** **Fremantle (10,493 bales)**
- **October 23:** **Port Elizabeth (wool – 10,500 bales)**
- **October 24:** **Christchurch (7,600 bales)**

Analysis
 Matt Robinson
 mrobinson@wtin.com

E-mail: mrobinson@wtin.com
 Internet: www.wtin.com
 Copyright © 2013 World Textile Information Network Ltd.

Production
 Jay Faulkner
 design@wtin.com

All rights reserved. No part of this publication may be reproduced, stored in a retrieval system, or transmitted, in any form or by any means, electronic, mechanical, photocopying, recording or otherwise, without the written permission of the publisher.

Subscriptions
 Adam Ross
 aross@wtin.com

Managing Director
 Mark Jarvis
 mjarvis@wtin.com

Wool Market Report is published by World Textile Information Network Ltd.
 WestOne, 114 Wellington Street, Leeds, LS1 1BA, United Kingdom
 Tel: +44 (0)113 388 4882
 Fax: +44 (0)113 388 4844

Disclaimer: Information contained in this report is obtained from sources believed to be reliable, however no responsibility nor liability will be accepted by WTIN for commercial decisions claimed to have been based on the content of the report.