

Australia



[Go to text](#)

[Go to tables](#)

Americas



[Go to text](#)

[Go to tables](#)

New Zealand



[Go to text](#)

[Go to tables](#)

United Kingdom



[Go to text](#)

[Go to tables](#)

South Africa



[Go to text](#)

[Go to tables](#)


China




[Go to tables](#)

[Exchange Rates](#)

[Next Sales](#)



FUHRMANN



SUPPLIERS OF GREASY AND SCOURED WOOL SINCE 1735

—WE AT FUHRMANN HAVE BEEN TRADING WOOL SINCE 1735...

TODAY, AS A PART OF THE PRESTIGIOUS SCHNEIDER GROUP WE OFFER AN INTERNATIONAL NETWORK, FINANCIAL STRENGTH, WEALTH OF EXPERIENCE AND A COMMITMENT TO OUR CUSTOMERS WORLDWIDE

Fuhrmann NZ Ltd • PO Box 1164, Christchurch, NEW ZEALAND
Tel: 64 3 379 6173 • Fax: 64 3 365 0747
email: fuhrmann@fuhrmann.co.nz

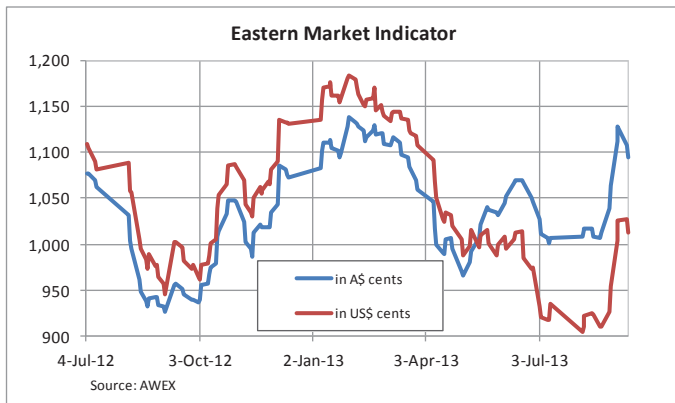
If you would like to place a banner advertisement in the Wool Market Report, please contact James Wilson at

jwilson@wtin.com

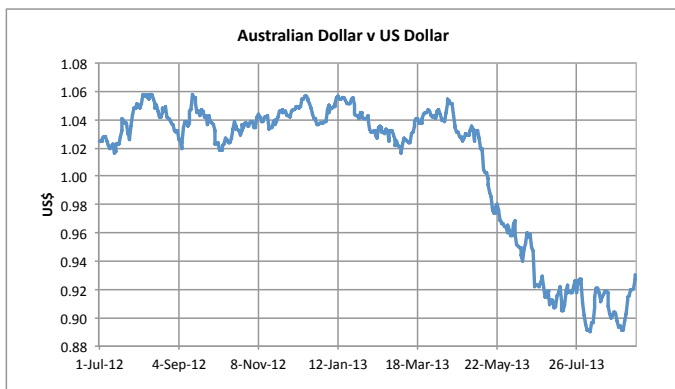
AUSTRALIA

Support for market peters out

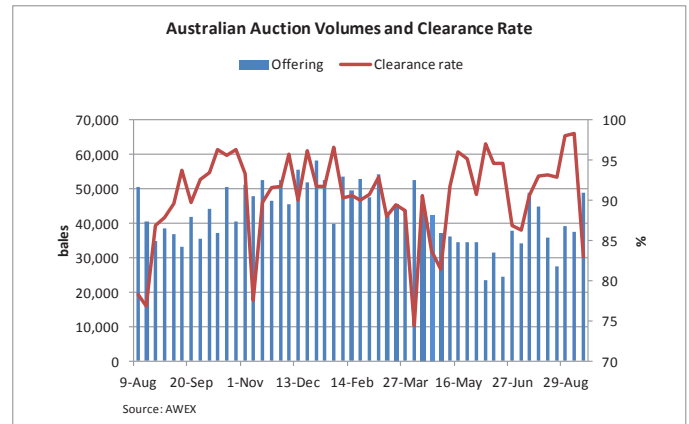
The round of Chinese purchasing which has pushed Australian prices significantly higher during the latter part of August and early September finally petered out this week. Traders reported very little fresh buying interest from Monday/Tuesday onwards. Offering rates into China for Type 55 dropped from highs the previous week of around US\$11.30/11.40 per kilo, greasy, CIF (90 days Letter of Credit), to closer to the US\$11.00 mark, and in some instances lower.



In face of the more subdued export offtake, local auction prices retreated from their recent peak. The Australian Wool Exchange's (AWEX) Eastern Market Indicator (EMI) declined by 2.9%, to 1,095 Australian cents per kilo, clean. In US dollar terms, the Indicator dropped by 1.27%, to 1,013 US cents per kilo, as the local currency gained ground against the "greenback" during the early part of the week.



Prices for fine Merino fleece (16.5 to 18 micron) declined by around 3.0/4.0%, whereas those for mid micron styles (18.5 to 21 micron) softened by 4.0/5.0%. Crossbred wool



held onto its value slightly better, with price dropping by 1.0/3.0%, while oddments values eased by 1.0/2.0%.

A total of 48,862 bales were offered last week, the highest volume since the week ended July 11. The downturn in demand was reflected in a clearance rate of 83%, compared with around 98% during the past couple of weeks and the lowest since the season opening.



Outlook: Australian wool

By the end of trading today, some buying interest had begun to re-emerge, suggesting that CIF prices had begun to reach a level considered workable by processors and mills. Anecdotal evidence relayed by merchants that have recently visited China indicates that stocks of fleece and tops held in that country remain very low, suggesting further demand potential exists.

On the supply side, recent wet weather in southern Australia has subsided and spring shearing should begin to gather momentum in the coming weeks, bringing increased supplies to market. Next week's offering is forecast to be 50,058 bales, the highest since the week ended April 11. At current levels, farmers should prove fairly eager sellers. Forecasts of increased weekly offerings should augur against a further substantial rises in auction prices from current levels. Conversely, the apparent need for Chinese buyers to bolster raw material inventories before the year-end should provide some support to the market. A steadier price outlook would therefore seem to be emerging, with perhaps a slight bias to the downside.

Production forecast maintained

At its latest meeting earlier this month, the Australian Wool Innovation's Wool Production Forecasting Committee maintained its production forecasts for this season and last at 345 and 350 million kilos, respectively. The predicted downturn in this season's clip is attributed to increased slaughter numbers and lower opening sheep number, along with a projected decrease in the average cut per head weight, relating to dry conditions during the first half of the year.

Australia's July wool exports higher than a year earlier

During July, Australia exported 25,415,434 kilos of wool, 71% of which was destined for China. The July total was close to 5% down from the previous month, but 5% higher than the corresponding figure in 2012. Shipments to China were about unchanged from a year earlier, but those to the other sales outlets of any significance, namely India, Italy and the Czech Republic, were higher.

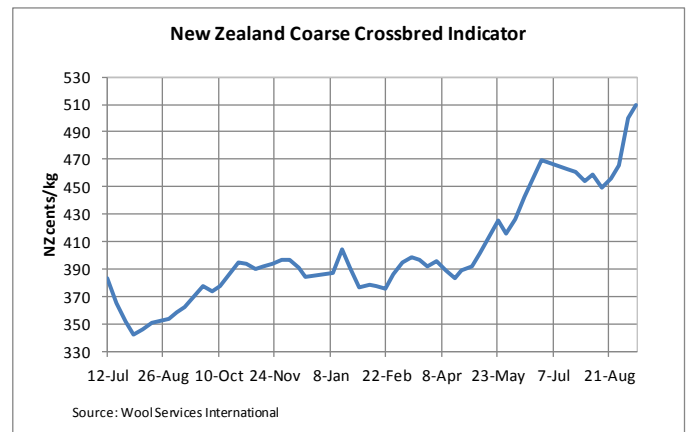
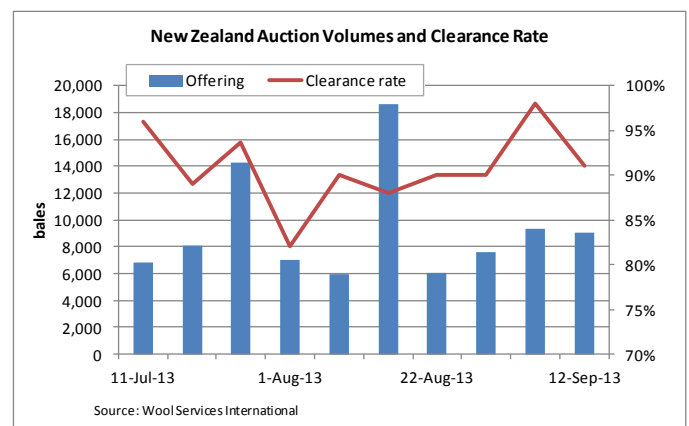
Australian Wool Exports			
July 2013			
Units = kilos			
	Total	As a %	Y-o-Y Chng
China	18,043,592	70.99%	0.15%
India	2,408,702	9.48%	26.28%
Italy	1,393,455	5.48%	27.14%
Czech Republic	1,283,757	5.05%	41.07%
Malaysia	552,097	2.17%	182.57%
Korea	494,453	1.95%	98.46%
Taiwan	408,737	1.61%	-40.76%
Egypt	320,620	1.26%	43.31%
USA	111,698	0.44%	-2.11%
United Kingdom	104,278	0.41%	-25.89%
Germany	91,404	0.36%	-2.86%
Japan	66,798	0.26%	-77.27%
Turkey	24,189	0.10%	101.58%
Mexico	19,773	0.08%	-45.83%
Lithuania	15,457	0.06%	-50.83%
Singapore	15,200	0.06%	
New Zealand	14,791	0.06%	-5.11%
Thailand	14,095	0.06%	
Pakistan	13,778	0.05%	
Mauritius	12,757	0.05%	
Portugal	5,803	0.02%	
Total	25,415,434		5.19%

Source: Australian Council of Wool Exporters and Processors

NEW ZEALAND

Limited supply influences firmer prices

Despite the potentially bearish influence of a stronger local currency, auction prices rose at this week's South Island sale, with the main factor influencing the market continuing to be the limited supply available for nearby shipment. Strong export buying interest was evident from China, in both the finer and coarser ends of the selection.



Wool Services International's Coarse Crossbred Indicator increased by 2.0%, to 510 NZ cents per kilo, clean. In US dollar terms, the Indicator rose by 5.1%, to 415 US cents per kilo.

Fine crossbred and shears values ruled firm to 4.0% stronger, those for coarse crossbred fleece increased by 3.0 to 4.0% (though prices for shorter types firmed by only 1.0%). Long oddments values ruled firm, with shorter types gaining 2.5%.

Compared to the last time sold, on August 29, prices for Merino fleece 17 to 19 microns were 4.0 to 9.0% dearer, with 20 to 23 micron prices rising by 2.0 to 4.0%. 24 to 26 micron fleece values lifted by 2.0 to 4.0% and 26.5 to 31.5 microns by 1.0% during the same timeframe.

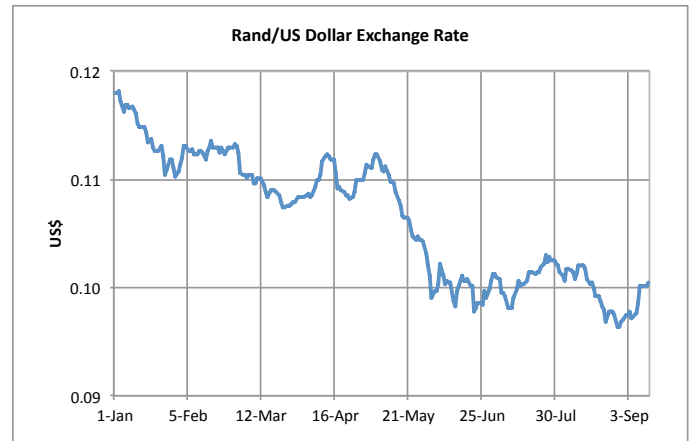
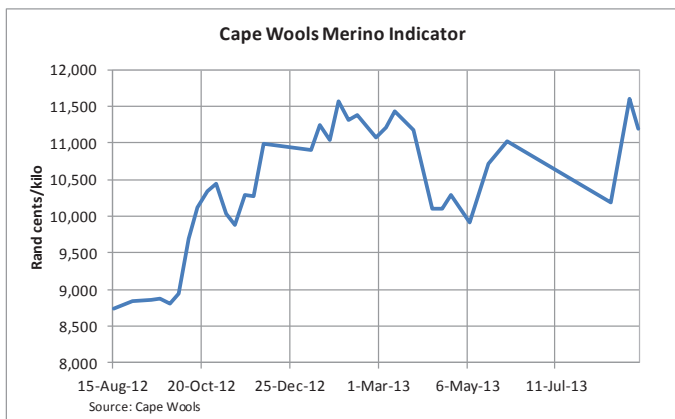
A total of 7,100 bales is forecast to be offered at next week's auction, down 30% from previous estimates.

SOURCE: WOOL SERVICES INTERNATIONAL

SOUTH AFRICA

Prices undergo downward correction

Prices declined at this week's sale. Traders were hesitant buyers and questioned the strength of renewed consumer demand and therefore the sustainability of current price levels. A strengthening in the rand against the US dollar also played a role. The market also reflected price declines in Australia. The Cape Wools Merino Indicator decreased by 3.5%, to R111.98 per kilo, clean. In US dollar terms, the Indicator was down by less than 1.0%, at 1,124 US cents per kilo, owing to a strengthening in the rand. The rand has gained 2.6% against the US dollar during the past week, to end at R9.96 and strengthened by around 2.0% versus the euro, to end at R13.20.



The average clean prices for the different categories of good top-making (MF5), long fleeces were as follows: 18 microns were down 0.5% to R123.41 per kilo; 18.5 microns dropped by 2.6% to R120.35 per kilo; 19 microns softened by 3.0% to R117.90 per kilo; 19.5 microns weakened by 3.1% to R115.77 per kilo; 20 microns shed 3.7% to close at R113.18 per kilo; 20.5 microns were down 3.8% at R111.69 per kilo; 21 microns dropped 3.5% to R110.91 per kilo; 21.5 microns were 4.1% cheaper at R110.56 per kilo and 22 microns were down 4.7% at R109.45 per kilo.

A total of 8,541 bales were on offer, of which 97% was sold. The most active buyers were Standard Wool (2,488), Modiano (2,425), Lempriere (1,510) and Stucken & Co (1,169).

SOURCE: CAPE WOOLS

AUSTRALIA

AWEX REGIONAL INDICATORS

AUSTRALIAN CENTS/KG, CLEAN, SCHLUMBERGER DRY.						Season 2012/13			Season 2013/14			
Region		Sep 3	Sep 4	Sep 11	Sep 12	Opening	High	Low	Opening	High	Low	Year ago
Northern	Sydney	1,129	1,149	1,130	1,118	1,089	1,058	944	1,036	1,149	1,082	944
Southern	Melbourne	1,099	1,113	1,090	1,077	1,068	1,123	915	1,020	1,113	1,050	915
Western	Fremantle	1,134	-	1,119	1,104	1,078	1,169	924	999	1,134	1,088	-
Eastern Market Indicator (EMI)		1,112	1,128	1,107	1,095	1,077	1,138	927	1,027	1,128	1,064	927

SOURCE: AUSTRALIAN WOOL EXCHANGE (AWEX)

AWEX REGIONAL MICRON PRICE GUIDES

AUSTRALIAN CENTS/KG, CLEAN, SCHLUMBERGER DRY.														
Northern Region - (Sydney)					Southern Region - (Melbourne)					Western Region - (Fremantle)				
Micron	Sep 3	Sep 4	Sep 11	Sep 12	Micron	Sep 3	Sep 4	Sep 11	Sep 12	Micron	Sep 3	Sep 4	Sep 11	Sep 12
16.5	1,548 n	1,573	1,552	1,533	16.5	1,540	1,548 n	1,525	1,490 n	16.5	-	-	-	-
17	1,432	1,457	1,429	1,396	17	1,447	1,451	1,410	1,377	17	-	-	-	-
17.5	1,360	1,395	1,364	1,340	17.5	1,361	1,381	1,350	1,335	17.5	-	-	-	-
18	1,316	1,349	1,321	1,300	18	1,321	1,338	1,306	1,278	18	1,297 n	-	1,278 n	1,263 n
18.5	1,284	1,315	1,279	1,264	18.5	1,291	1,304	1,272	1,252	18.5	1,272	-	1,261	1,242
19	1,258	1,294	1,263	1,239	19	1,282	1,296	1,256	1,238	19	1,261	-	1,242	1,216
19.5	1,249	1,280	1,241	1,214	19.5	1,260	1,272	1,237	1,218	19.5	1,247	-	1,227	1,202
20	1,218	1,251	1,211	1,187	20	1,224	1,238	1,201	1,184	20	1,217	-	1,196	1,182
21	1,212	1,224	1,193	1,174	21	1,211	1,221	1,182	1,162	21	1,196	-	1,178	1,163
22	1,184 n	1,198 n	1,180 n	1,161 n	22	1,192	1,202	1,174	1,154	22	1,161 n	-	1,152 n	1,146 n
23	-	-	-	-	23	1,186 n	1,199 n	1,168 n	1,152 n	23	-	-	-	-
24	-	-	-	-	24	-	-	-	-	24	-	-	-	-
25	-	-	-	-	25	-	-	957 n	953 n	25	-	-	-	-
26	860 n	865 n	-	873 n	26	854 n	-	887 n	868 n	26	-	-	-	-
28	675	689	683	677	28	678	693	681	672	28	-	-	-	-
30	634 n	650	649 n	650 n	30	638	651	645	643	30	-	-	-	-
32	-	545 n	545 n	-	32	-	-	-	568 n	32	-	-	-	-
MC	868	874	869	866	MC	866	866	854	853 n	MC	856	-	848 n	846 n

SOURCE: AUSTRALIAN WOOL EXCHANGE (AWEX)

NEW ZEALAND

NEW ZEALAND WOOL SERVICES INDICATORS

NZ CENTS PER KG, CLEAN					
	Merino	Mid Micron	Fine Xbred	Coarse Xbred	Lamb
Week 2 11/07/13	N/A	N/A	503	469	503
Week 3 18/07/13	N/A	798	513	513	513
Week 4 25/07/13	N/A	774	507	461	525
Week 5 1/08/13	N/A	775	498	454	N/A
Week 6 8/08/13	N/A	773	498	459	N/A
Week 7 15/08/13	1383	766	493	493	N/A
Week 8 22/08/13	N/A	747	507	456	N/A
Week 10 5/09/13	N/A	N/A	530	500	N/A
Week 11 12/09/13	1472	773	538	510	N/A

SOURCE: NEW ZEALAND WOOL SERVICES INTERNATIONAL

SCHNEIDER FINE WOOL INDEXES

EACH INDEX REPRESENTS A MARKET QUOTATION, BASED ON AUSTRALIAN DOLLARS, FOR A SELECTED RANGE OF TYPES. THE INDEXES ARE NOT PRICE EXPRESSIONS.

Micron	22-Aug	29-Aug	4-Sep
15	1801	1801	1897
16	1485	1549	1585
17	1242	1300	1359
18	1157	1195	1276
19	1105	1159	1238

SOURCE: THE SCHNIEDER GROUP

SOUTH AFRICA

CAPE WOOLS OVERALL MERINO INDICATOR

SA CENTS/KG. CLEAN						
Sep 10&11	Sep 3&4	% change	2013/14 Season		2013/14 Average	2012/13 Average
			high	low		
11,198	11,603	-3.5	11,603	10,196	10,999	8,735

CHINA

NANJING WOOL MARKET

AVERAGE GREASY WOOL PRICES, EX-WAREHOUSE IN YUAN PER TONNE					
Product	China Type	Micron	Sep 12	Sep 5	Change %
Australian	T54PPFNF (100S)	16.5	102,100	102,100	0.00
	T54PPFNF (90S)	17.5	91,000	91,000	0.00
	T54PFNF (80S)	18.5	85,100	85,100	0.00
	T54FNF (70S)	19.5	84,000	84,000	0.00
	T55FNF	21	80,000	80,000	0.00
	T56FNF	22.6	77,000	77,000	0.00
	T58FNF	24.1	74,500	74,500	0.00
	T423FNF	26.8	54,000	54,000	0.00
	T424FNF	28.8	47,500	47,500	0.00
T425FNF	32.2	42,000	42,000	0.00	
Combed Australian	110S	15.5	190,800	190,800	0.00
	100S	16.5	126,500	126,500	0.00
	90S	17.5	109,300	109,300	0.00
	80S	18.5	100,400	100,400	0.00
	70S	19.5	96,800	96,800	0.00
	66S	21	92,800	92,800	0.00
	64S	22.6	90,300	90,300	0.00
	60S	24.1	87,700	87,700	0.00
Carbonized Australian	66S	21	73,000	73,000	0.00
	64S	22.6	68,300	68,300	0.00
New Zealand	T100 3-5"	32.2	40,000	40,000	0.00
	T107 3-5"	33.7	36,300	36,300	0.00
	T128 3-5"	34/36	33,500	33,500	0.00
Combed New Zealand	56S	28.8	55,000	55,000	0.00
	50S	32.2	42,000	42,000	0.00
	48/50S	33.7	40,000	40,000	0.00
Uruguay	60S	24	79,000	79,000	0.00
	58S	26.8	57,000	57,000	0.00
	56S	28.8	47,000	47,000	0.00
Domestic	70S	19.5	83,500	83,500	0.00
	66S	21	78,500	78,500	0.00
	64S	22.6	68,500	68,500	0.00
	60S	24	60,500	60,500	0.00

SOURCE: NANJING WOOL MARKET

CAPE WOOLS FLEECE WOOL PRICES

SPINNERS AND GOOD TOPMAKING STYLES, AWEX TYPES MF4 AND MF5. FIBRE LENGTH MEASUREMENTS IN MILLIMETRES.								SEPTEMBER 11
Micron	100+	90	80	70	60	50	40	30
18.0	-	-	-	12,177	11,698	11,462	11,546	-
18.5	-	11,967	12,038	12,070	-	11,310	-	-
19.0	-	11,850	11,815	11,780	11,532	11,275	11,148	-
19.5	-	11,594	11,622	11,565	11,402	11,358	-	-
20.0	-	11,353	11,357	11,134	11,246	10861	10,203	-
20.5	-	11,166	11,196	11,143	11,075	-	-	-
21.0	-	-	11,119	11,074	10,892	9,954	9,651	-
21.5	-	11,218	11,102	11,038	10,936	-	-	-
22.0	-	-	11,001	10,937	10,578	10,445	-	-
22.5	-	-	11,061	10,741	-	-	9,432	-
23	-	-	10,867	10,482	-	-	-	-
23.5	-	-	-	-	-	-	-	-
24.0	-	-	-	10,465	-	-	-	-

SOURCE: CAPE WOOLS.

SOUTH AFRICAN MOHAIR

MOHAIR AUCTION RESULT				Aug 27
	Bales sold	Volume in kg	Av. price (rand/kg)	
Kids				
Long (A/B) Summer	-	-	-	
Long (A/B) Winter	42	5,143.2	259.93	
Medium (C) Summer	-	-	-	
Medium (C) Winter	67	8,394.9	259.98	
Short (D) Summer	-	-	-	
Short (D) Winter	54	6,898.6	252.91	
Washing (E) Summer	-	-	-	
Washing (E) Winter	11	1,156.5	201.80	
Seady/Stain and Locks	14	1,740.9	134.82	
Summer total	-	-	-	
Winter Total	174	21,593.2	-	
Young Goats				
Long (A/B) Summer	-	-	-	
Long (A/B) Winter	20	2,541.7	180.01	
Medium (C) Summer	-	-	-	
Medium (C) Winter	55	7,054.1	163.79	
Short (D) Summer	-	-	-	
Short (D) Winter	50	6,070.0	155.94	
Washing (E) Summer	-	-	-	
Washing (E) Winter	3	393.8	156.31	
Seady/Stain and Locks	10	1,294.8	74.12	
Summer total	-	-	-	
Winter Total	128	16,059.6	163.21	
Adults				
Long (A/B) Fine	8	953.6	127.72	
Long (A/B) Strong	56	7,904.5	90.65	
Medium (C) Fine	76	10,075.2	108.69	
Medium (C) Strong	206	26,820.2	91.58	
Short (D) Fine	40	5,531.8	104.59	
Short (D) Strong	78	9,920.4	89.91	
Washing (E) Fine	18	2,547.9	89.65	
Washing (E) Strong	11	1,479.8	88.23	
Seady/Stain and Locks	65	8,181.4	69.33	
Fine total	142	19,108.5	105.91	
Strong Total	351	46,124.9	90.96	

SOURCE: MOHAIR SOUTH AFRICA

UNITED KINGDOM

BRITISH QUOTATIONS FOR TOPS

PENCE PER KG. DRY-COMBED BASIS.						
Old Quality	Mic/Lgt	Sep 12	Sep 5	Aug 29	3 months ago	Year ago
Merino/fine crossbred						
120's	17.5	1,120	1,160	1,150	1,195	1,150
110's	18.0	1080	1,110	1,100	1,160	1,100
80's	19/66	1020	1,055	1,050	1,095	1,030
70's super	21/70	935	945	935	995	950
70's blended	21/65	920	925	915	975	930
66's	22/65	920	925	890	975	920
64's super	23/68	910	915	885	960	900
64's blended	23/64	770	795	795	815	750
60's super	25/70	715	755	755	780	770
60's blended	25.5/70	670	670	650	670	635
58's super	27.5/8	585	600	600	620	590
58's blended	28/78	545	545	525	545	515
Crossbred						
56's (Australian)	29.5	525	540	540	540	510
56's super	29.5	505	505	490	500	495
54's	31	490	490	475	490	490
50's	34	485	480	465	480	480
£/US\$ rate		1.56	1.56	1.55	1.55	1.59
British crossbred						
31.5 English		380	380	375	365	360
33/34 English		365	365	350	330	350

BRADFORD AUCTION PRICES IN P/KG

N.Q. = NO QUOTE				
GRADE DESCRIPTION	Sep 4	Aug 21	Aug 8	July 17
226 Pick & Super Wrs	168	155	150	163
232 Pick & Super Cast	147	141	139	148
338 Halfbred Wrs	173	164	168	180
345 Halfbred Wrs Cast	171	161	162	171
430 Cross Wrs	175	164	161	165
Cross Wrs Cast	168	158	154	161
616 Cheviot Wethers	184	185	185	181
620 Cheviot Cast	NQ	168	174	166
659 Fine Radnor Cross Cast	162	152	150	155
663 Welsh Cast	119	112	97	98
666 Red Kempy & Lt Grey Welsh	105	98	93	93
668 Red Kempy & Lt Grey Radnor X	NQ	93	92	98
707 Swaledale & Dalesbred	87	76	69	NQ
709 Swaledale Grey	76	68	64	NQ
723 Blackface Carpet White	133	124	NQ	NQ
732 Blackface Light Cast	134	NQ	122	120
BRITISH FLEECE INDICATOR P/KG				
Greasy	146	137	134	141
Clean	212	196	194	201
SOURCE: BRITISH WOOL MARKETING BOARD				

SPECIALITY FIBRES

SPECIALITY FIBRES - QUOTATIONS FOR ALL THE FOLLOWING FIBRES AND TOPS ARE AVERAGE PRICES IN US\$ PER KG, FOB				
	Sep 12	Sep 5	Aug 29	Aug 22
Chinese cashmere (dehaired)				
White Hosiery 38mm	160.00	160.00	160.00	155.00
Weaving 32mm Brown	138.00	138.00	138.00	135.00
Hosiery 38mm	143.00	143.00	143.00	140.00
Weaving 32mm	134.00	134.00	134.00	131.00
Mongolian cashmere (dehaired)				
Brown	125.00	125.00	125.00	120.00
Light Grey	126.00	126.00	126.00	121.00
Afghan/Iranian cashmere (dehaired)				
White	113.00	113.00	113.00	109.00
Fawn	109.00	109.00	109.00	105.00
Dark Brown	107.00	107.00	107.00	104.00
Cape mohair tops				
Adult 37 microns	19.00	19.00	19.00	19.00
Young goat 33 microns	23.50	23.50	23.50	23.50
Super young goat 31 microns	34.00	34.00	34.00	34.00
Kid 28 microns	42.00	42.00	42.00	42.00
Kid 25 microns	46.00	46.00	46.00	46.00
Alpaca tops				
White Baby (BL)	30.00	30.00	30.00	30.00
Fine spinning (FS)	17.50	17.50	17.50	17.50
Adult (AG)	11.00	11.00	11.00	11.00
Angora				
Super quality	38.00	38.00	38.00	38.00
1st quality	35.00	35.00	35.00	35.00
2nd quality	33.00	33.00	33.00	33.00
3rd quality	32.00	32.00	32.00	32.00
4th quality	31.00	31.00	31.00	31.00
Off	24.00	24.00	24.00	24.00
Camel-hair (dehaired)				
Super baby	44.00	44.00	44.00	44.00
Medium baby	29.00	29.00	29.00	29.00
Adult	22.00	22.00	22.00	22.00
Yak-hair (dehaired)				
Super	41.00	41.00	41.00	41.00
Medium	30.00	30.00	30.00	30.00
Silk				
Mulberry sliver	49.00	49.00	49.00	49.00
Mulberry noil	14.00	14.00	14.00	14.00
Tussah sliver	38.00	38.00	38.00	36.00
Tussah noil	13.00	13.00	13.00	12.00
SOURCE: SEAL INTERNATIONAL				

AMERICAS

URUGUAY - UNLESS OTHERWISE STATED, PRICES ARE IN US\$/KG, GREASY AT FARMGATE FOR THE PERIOD JULY 19 - AUGUST 1

Wool Type	Microns	Unconditioned Lots	Conditioned Lots	
			US\$ 0.02 Prime	US\$ 0.04 Prime
Merino Superfine Fleece	19.0 - 20.5	-	-	-
	20.6 - 21.0	-	-	-
Merino Fleece	21.1 - 22.0	-	-	5.50
	22.1 - 22.5	-	-	-
Merino Crossbred Fleece	22.6 - 23.5	-	-	-
	23.6 - 24.0	-	-	-
Polwarth Fleece	Finer than 23.5	-	4.40	4.50
	23.6 - 24.0	-	-	-
	24.1 - 24.9	-	-	-
	25.0 or coarser	-	-	-
Merilin Fleece	24.1 or coarser	-	-	-
(Uruguayan breed)	24.1 or coarser	-	-	-
Fine Crossbred Fleece	24.2 - 25.4	-	-	-
Fine Crossbred and	25.5 - 26.5	-	-	-
Fine Corriedale Fleece	26.6 - 27.5	-	-	-
Medium Corriedale Fleece	27.6 - 28.5	2.80	2.90-3.00	3.00-3.07
	28.6 - 29.5	3.00-2.90-2.85	2.90	3.00
Strong Corriedale Fleece	29.6 - 30.5	-	-	-
	30.6 or coarser	-	2.70	-
Romney Marsh Fleece	34.0 or finer	-	-	-
	34.1 or coarser	-	-	-
Fine Bellies	-	-	0.80	1.00
Other Bellies	-	0.50-0.60	0.80-0.60	0.57-0.50
	-	-0.80	-0.50	-0.60

SOURCE: URUGUAYAN WOOL SECRETARIAT (SUL)

ARGENTINA - UNLESS OTHERWISE STATED, PRICES ARE IN US\$/KG, GREASY AT FARMGATE FOR THE PERIOD AUGUST 22 - 29

Fineness	Combing Yield				
	40%	45 %	50 %	55 %	60 %
16.0	3.90	4.47	5.08	5.61	6.15
16.5	3.58	4.10	4.66	5.16	5.65
17.0	3.25	3.74	4.25	4.70	5.15
17.5	3.05	3.51	3.99	4.42	4.85
18.0	2.97	3.41	3.88	4.30	4.71
18.5	2.84	3.27	3.73	4.13	4.53
19.0	2.79	3.21	3.62	4.01	4.40
19.5	2.73	3.14	3.54	3.93	4.31
20.0	2.68	3.09	3.50	3.86	4.21
20.5	2.68	3.08	3.49	3.85	4.20
21.0	2.70	3.11	3.52	3.88	4.24
21.5	2.65	3.05	3.46	3.81	4.16
22.0	2.62	3.02	3.41	3.76	4.11
22.5	2.61	3.00	3.39	3.74	4.08
23.0	2.59	2.99	3.37	3.73	4.08
23.5	2.57	2.96	3.34	3.72	4.08
24.0	2.52	2.90	3.27	3.65	4.01
24.5	2.34	2.70	3.05	3.40	3.74

SOURCE: PROLANA

EXCHANGE RATES

	€	£	US \$	A \$	£ 3 Mths ago	£ Year ago
US \$	1.32	1.56	-	0.91	1.55	1.59
£	0.85	-	0.64	0.58	-	-
€	-	1.18	0.76	0.69	1.18	1.26
A \$	1.44	1.71	1.09	-	1.62	1.55
NZ \$	1.68	1.99	1.27	1.16	1.94	2.00
SA Rand	13.57	16.05	10.28	9.39	15.32	13.30
¥	131.76	155.85	99.87	91.23	153.10	124.82
Index	95.22	82.30	86.78	102.55	80.94	84.44

NEXT SALES

- **September 17:** **Port Elizabeth (mohair)**
- **September 18:** **Port Elizabeth (wool - 6,000 bales)**
- **September 18:** **Bradford**
- **September 18, 19:** **Sydney (13,990 bales)**
- **September 18, 19:** **Melbourne (26,651 bales)**
- **September 18, 19:** **Fremantle (9,417 bales)**
- **September 19:** **Napier (7,100 bales)**

Analysis
 Matt Robinson
 mrobinson@wtin.com

E-mail: mrobinson@wtin.com
 Internet: www.wtin.com
 Copyright © 2013 World Textile Information Network Ltd.

Production
 AdamGabriel
 design@wtin.com

All rights reserved. No part of this publication may be reproduced, stored in a retrieval system, or transmitted, in any form or by any means, electronic, mechanical, photocopying, recording or otherwise, without the written permission of the publisher.

Subscription
 Adam Ross
 aross@wtin.com

Managing Director
 Mark Jarvis
 mjarvis@wtin.com

Wool Market Report is published by World Textile Information Network Ltd.
 WestOne, 114 Wellington Street, Leeds, LS1 1BA, United Kingdom
 Tel: +44 (0)113 388 4882
 Fax: +44 (0)113 388 4844

Disclaimer: Information contained in this report is obtained from sources believed to be reliable, however no responsibility nor liability will be accepted by WTIN for commercial decisions claimed to have been based on the content of the report.