

## Australia



[Go to text](#)

[Go to tables](#)

## Americas



[Go to text](#)

[Go to tables](#)

## New Zealand



[Go to text](#)

[Go to tables](#)

## United Kingdom



[Go to text](#)

[Go to tables](#)

## South Africa



[Go to text](#)

[Go to tables](#)


## China




[Go to tables](#)

[Exchange Rates](#)

[Next Sales](#)



**FUHRMANN**



SUPPLIERS OF GREASY AND SCOURED WOOL SINCE 1735

—WE AT FUHRMANN HAVE BEEN TRADING WOOL SINCE 1735...

TODAY, AS A PART OF THE PRESTIGIOUS SCHNEIDER GROUP WE OFFER AN INTERNATIONAL NETWORK, FINANCIAL STRENGTH, WEALTH OF EXPERIENCE AND A COMMITMENT TO OUR CUSTOMERS WORLDWIDE

Fuhrmann NZ Ltd • PO Box 1164, Christchurch, NEW ZEALAND  
Tel: 64 3 379 6173 • Fax: 64 3 365 0747  
email: fuhrmann@fuhrmann.co.nz

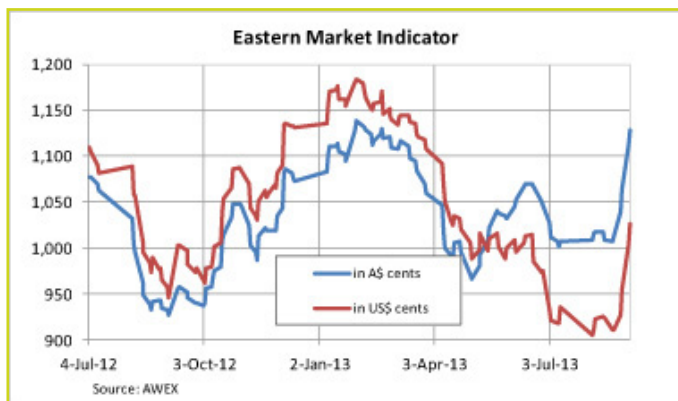
If you would like to place a banner advertisement in the Wool Market Report, please contact James Wilson at

[jwilson@wtin.com](mailto:jwilson@wtin.com)

# AUSTRALIA

## Australian market hits 6-month high

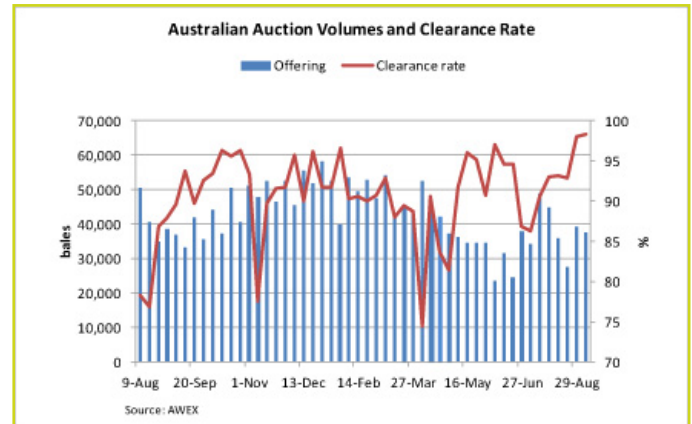
Australian wool exporters continued to encounter a fairly brisk demand from Chinese buyers during the past few days, for a broad range of qualities, with a modest enquiry also forthcoming from Europe, for fine micron styles. Asking rates for Type 55 into China continued to rise sharply. Quotations today were pitched at around US\$11.10 per kilo and higher, greasy, CIF (90 days Letter of Credit), compared with less than US\$10.00 per kilo just two weeks earlier. Despite the rise, current offering levels remain below replacement costs on the auction floor. That relationship rendered many merchants eager to maintain modest long positions, through regular purchasing at auction.



As a consequence, the still relatively modest volumes coming to auction in Australia attracted keen buying interest. Auctions were held on Wednesday and Thursday this week, owing to the Australian Wool Industries Secretariat's Wool Week conference. The offering totalled 37,509 bales, down from 39,321 a week earlier, but marginally higher than the same auction last year. The clearance rate remained very high at 98.29%.

The Australian Wool Exchange's (AWEX) Eastern Market Indicator (EMI) strengthened by a further 6.0% this week, to reach 1,128 Australian cents per kilo, clean, its highest value since February. In US dollar terms, the Indicator increased by 7.5%, to 1,026 US cents per kilo.

The upturn in the market was led by a rise in mid-micron Merino fleece values, with those for 19 to 22 micron firming by 6.0 to 9.0%. Gains in fine micron styles were



much less pronounced at between 2.0 and 4.0% for 16.5 and 17 microns and of 4.0 to 7.0% for 17.5 to 18.5 microns. Crossbred values typically rose by 2.0 to 5.0%, whereas prices for oddments increased by 1.0 to 2.0%.



## Outlook: Australian wool

Most traders were mindful this week of the potential for a pause or even a faltering in the recent sharp (and somewhat unexpected) upward trend in auction prices. While many were keen to offer from stock positions, few were willing to extend those long holdings. Whether the pace of trading can be maintained remains questionable – how much pent-up demand remains in China after a prolonged quiet spell of trading is difficult to judge and mills and processors may begin to balk at paying the significantly higher prices now quoted.

However, on a positive note for export business, the recent weakness of the Australian dollar against its US counterpart could be set to continue, particularly if the US Federal Reserve announces an early start to its tapering of its bond buying programme, which would presumably pull money into the US dollar.

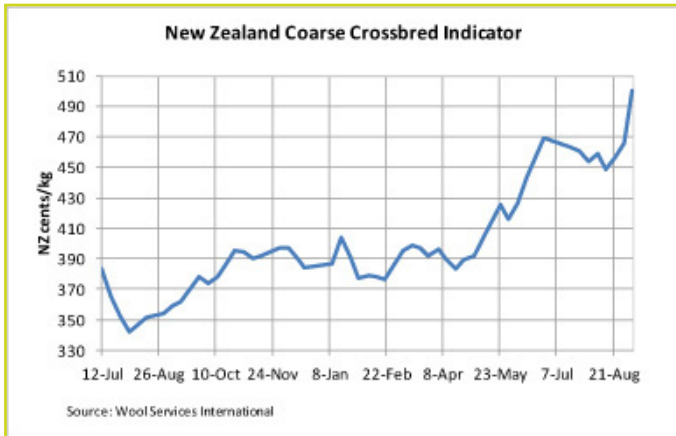
On the supply side, auction volumes continue to be fairly modest - a total of 44,206 bales are forecast to come under the hammer next week – but offerings should begin to pick up during September as spring shearing gathers momentum.

In view of the foregoing, we would suggest that the scope for further significant rises in auction prices may now be limited. However, in the coming week or two, with nearby supplies still rather restricted and some follow-through buying from China anticipated, it may be a few weeks before any substantive downward pressure builds on the market.

# NEW ZEALAND

## Limited supply influences sharp rise in prices

A considerable lift in prices was witnessed at this week's North Island auction. Wool Services International cited resurgent wool values on other markets and a limited local supply as the major factors supporting prices. The company's Coarse Crossbred Indicator increased by 7.3%, to 500 NZ cents per kilo, clean. In US dollar terms, the Indicator rose by 8.5%, to 395 US cents per kilo.



The offering totalled 9,400 bales, of which 98% was transacted.

Prices for fine crossbred fleece were 3.0 to 6.0% dearer. Those for good style coarse crossbred full fleece values ruled 5.0 to 6.0% firmer, while poorer styles gained as much as 10% in value.

Coarser shear prices jumped 6.0 to 10.0% higher. Long oddments ruled 6.0 to 8.5% firmer, with shorter types rising by 4.0 to 6.0%.

Strong competition was discernible, with exporters sourcing for shipments to Australia, China, the Middle East and Western Europe primarily.

The next sale will be a South Island auction held on September 11. The offering is forecast to be 8,200 bales, 41% down on the previously anticipated volume.

**SOURCE: WOOL SERVICES INTERNATIONAL**

## New Zealand's wool exports start season on a strong note

New Zealand exported a total of 9,965 tonnes of wool in July, some 17.4% more than during the corresponding month in 2012. China continued to dominate the figures and was the main reason for the growth in shipments. Exports to Italy recovered from the low level witnessed last

	Units - tonnes	Volume clean y-o-y chge (%)
China	4,417	33.40
Italy	1,235	93.60
UK	882	-8.60
India	593	-28.80
Germany	463	-34.70
Japan	369	19.00
Belgium	290	-1.20
Lithuania	264	76.20
Turkey	153	-29.40
Hong Kong	117	0.00
Australia	116	-18.50
USA	112	31.80
Thailand	108	175.30
Others	846	1.06
<b>Total</b>	<b>9,965</b>	<b>17.40</b>

Source: Beef & Lamb New Zealand Economic Service

year, when that country's economy was shaken by concern over levels of sovereign debt.

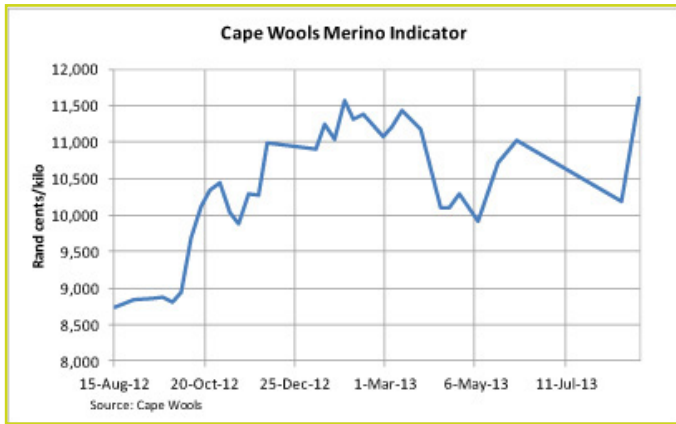
During the entire 2012/13 season, New Zealand exported 122,071 tonnes of wool, some 14.9% more than the previous season.

# SOUTH AFRICA

## Good buying interest from Europe contributes to new market high

Prices surged higher at the latest wool auction in Port Elizabeth. The Cape Wools Merino Indicator increased by 13.8% to R116.03 per kilo, clean, a new record high. The rise in the market was attributed to a relatively modest offering encountering a fairly brisk demand, with European buyers well to the fore, according to exporters. A total of 9,870 bales were on offer, of which 98% was sold.

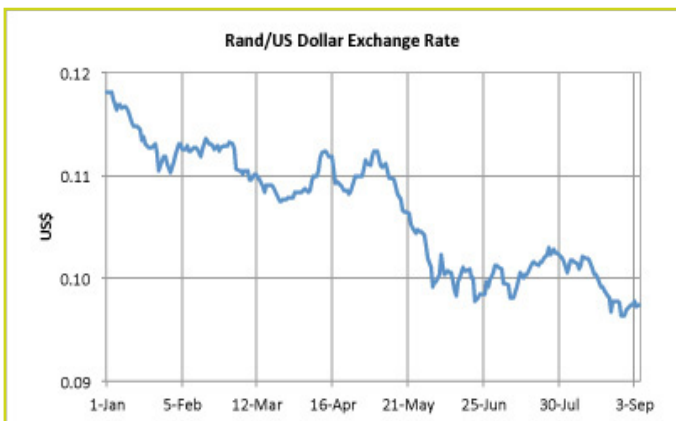
The major buyers were Modiano (2,498 bales), Standard Wool (2,448), Stucken & Co (2,052) and Lempriere (1,800).



Buying interest focused on fine wools, prices for which increased especially strongly. The quality of the fine wools offered was excellent, according to Cape Wools.

The average clean prices paid for the different categories of good top -making (MF5), long fleeces were as follows: 18 microns increased in value by 9.6% to R124.00 per kilo; 18.5 microns rose by 11.9% to R123.59 per kilo; 19 microns gained 12.6% to R121.55 per kilo; 19.5 microns firmed by 13.8% to R119.46 per kilo; 20 microns increased by 14.2% to R117.48 per kilo; 20.5 microns strengthened by 13.5% to R116.11 per kilo; 21 microns rose by 12.8% to R114.98 per kilo and 22 microns were 12.8% dearer at R114.79 per kilo.

The next auction will be held on September 11, when approximately 8,500 bales will be offered.

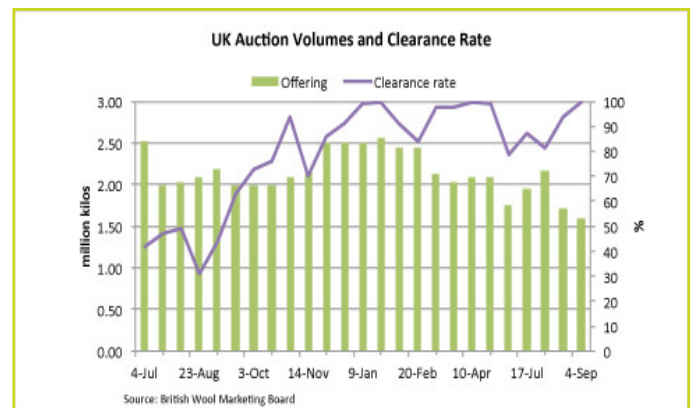
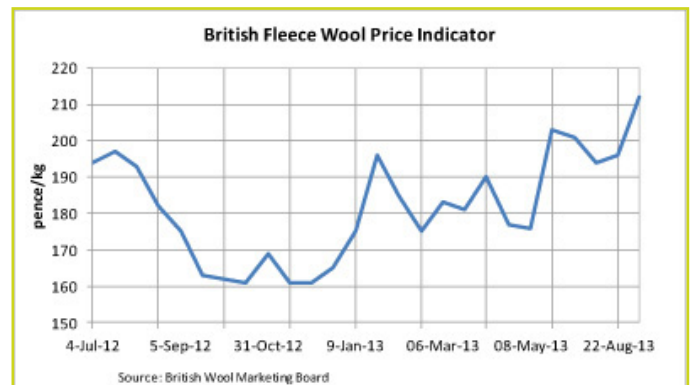


SOURCE: CAPE WOOLS

## UNITED KINGDOM

*Modest offering and steady demand combine to push prices higher*

Prices rose strongly at the latest wool auction held on September 4, as a modest offering of 1,592,531 kilos encountered a good level of buying interest. The entire sales catalogue was sold. The British Fleece Wool Price Indicator rose by no less than 8.2%, to 212 pence per kilo, clean, its highest level in recent history.



SOURCE: WOOL MARKETING BOARD

## AUSTRALIA

### AWEX REGIONAL INDICATORS

AUSTRALIAN CENTS/KG, CLEAN, SCHLUMBERGER DRY.					Season 2012/13			Season 2013/14				
Region		Aug 28	Aug 29	Sep 3	Sep 4	Opening	High	Low	Opening	High	Low	Year ago
Northern	Sydney	1,059	1,082	1,129	1,149	1,089	1,058	944	1,036	1,149	1,082	944
Southern	Melbourne	1,025	1,050	1,099	1,113	1,068	1,123	915	1,020	1,113	1,050	915
Western	Fremantle	1,043	1,088	1,134	-	1,078	1,169	924	999	1,134	1,088	
Eastern Market Indicator (EMI)		1,039	1,064	1,112	1,128	1,077	1,138	927	1,027	1,128	1,064	927

SOURCE: AUSTRALIAN WOOL EXCHANGE (AWEX)

### AWEX REGIONAL MICRON PRICE GUIDES

AUSTRALIAN CENTS/KG, CLEAN, SCHLUMBERGER DRY.														
Northern Region - (Sydney)					Southern Region - (Melbourne)					Western Region - (Fremantle)				
Micron	Aug 28	Aug 29	Sep 3	Sep 4	Micron	Aug 28	Aug 29	Sep 3	Sep 4	Micron	Aug 28	Aug 29	Sep 3	Sep 4
16.5	1,506	1,541	1,548 n	1,573	16.5	1,496 n	1,530 n	1,540	1,548 n	16.5	-	-	-	-
17	1,372	1,396	1,432	1,457	17	1,366	1,418	1,447	1,451	17	-	-	-	-
17.5	1,307	1,323	1,360	1,395	17.5	1,292	1,332	1,361	1,381	17.5	-	-	-	-
18	1,248	1,285	1,316	1,349	18	1,239	1,277	1,321	1,338	18	1,207 n	1,254 n	1,297 n	-
18.5	1,197	1,234	1,284	1,315	18.5	1,198	1,233	1,291	1,304	18.5	1,184	1,225	1,272	-
19	1,170	1,200	1,258	1,294	19	1,166	1,203	1,282	1,296	19	1,152	1,202	1,261	-
19.5	1,152	1,177	1,249	1,280	19.5	1,138	1,178	1,260	1,272	19.5	1,135	1,186	1,247	-
20	1,130	1,159	1,218	1,251	20	1,125	1,159	1,224	1,238	20	1,116	1,168	1,217	-
21	1,125	1,154 n	1,212	1,224	21	1,118	1,155	1,211	1,221	21	1,111	1,152	1,196	-
22	1,094 n	-	1,184 n	1,198 n	22	1,093	1,138	1,192	1,202	22	1,072 n	1,127 n	1,161 n	-
23	-	-	-	-	23	1,081 n	1,126 n	1,186 n	1,199 n	23	1,062 n	-	-	-
24	-	-	-	-	24	1,054 n	1,090 n	-	-	24	-	-	-	-
25	-	924 n	-	-	25	-	940 n	-	-	25	-	-	-	-
26	819 n	850 n	860 n	865 n	26	816 n	845 n	854 n	-	26	-	-	-	-
28	646	658	675	689	28	650	658 n	678	693	28	-	-	-	-
30	617	632 n	634 n	650	30	605	-	638	651	30	-	-	-	-
32	-	-	-	545 n	32	517 n	-	-	-	32	-	-	-	-
MC	859	861	868	874	MC	855	858 n	866	866	MC	837 n	845 n	856	-

SOURCE: AUSTRALIAN WOOL EXCHANGE (AWEX)

## NEW ZEALAND

### NEW ZEALAND WOOL SERVICES INDICATORS

NZ CENTS PER KG, CLEAN					
	Merino	Mid Micron	Fine Xbred	Coarse Xbred	Lamb
Week 52 27/06/13	N/A	855	527	469	518
Week 2 11/07/13	N/A	N/A	503	469	503
Week 3 18/07/13	N/A	798	513	513	513
Week 4 25/07/13	N/A	774	507	461	525
Week 5 1/08/13	N/A	775	498	454	N/A
Week 6 8/08/13	N/A	773	498	459	N/A
Week 7 15/08/13	1383	766	493	493	N/A
Week 8 22/08/13	N/A	747	507	456	N/A
Week 10 5/09/13	N/A	N/A	530	500	N/A

SOURCE: NEW ZEALAND WOOL SERVICES INTERNATIONAL

### SCHNEIDER FINE WOOL INDEXES

EACH INDEX REPRESENTS A MARKET QUOTATION, BASED ON AUSTRALIAN DOLLARS, FOR A SELECTED RANGE OF TYPES. THE INDEXES ARE NOT PRICE EXPRESSIONS.

Micron	15-Aug	22-Aug	29-Aug
15	1801	1801	1801
16	1473	1485	1549
17	1250	1242	1300
18	1155	1157	1195
19	1111	1105	1159

SOURCE: THE SCHNIEDER GROUP

## SOUTH AFRICA

### CAPE WOOLS OVERALL MERINO INDICATOR

SA CENTS/KG. CLEAN						
Sep 3&4	Aug 20&21	% change	2013/14 Season		2013/14 Average	2012/13 Average
			high	low		
11,603	10,196	13.8	11,603	10,196	10,900	8,789

## CHINA

### NANJING WOOL MARKET

AVERAGE GREASY WOOL PRICES, EX-WAREHOUSE IN YUAN PER TONNE					
Product	China Type	Micron	Sep 5	Aug 29	Change %
Australian	T54PPFNF (100S)	16.5	102,100	99,100	3.03
	T54PPFNF (90S)	17.5	91,000	88,000	3.41
	T54PFNF (80S)	18.5	85,100	83,100	2.41
	T54FNF (70S)	19.5	84,000	78,300	7.28
	T55FNF	21	80,000	75,500	5.96
	T56FNF	22.6	77,000	74,500	3.36
	T58FNF	24.1	74,500	71,000	4.93
	T423FNF	26.8	54,000	52,000	3.85
	T424FNF	28.8	47,500	45,000	5.56
T425FNF	32.2	42,000	41,000	2.44	
Combed Australian	110S	15.5	190,800	189,800	0.53
	100S	16.5	126,500	124,500	1.61
	90S	17.5	109,300	105,300	3.80
	80S	18.5	100,400	96,400	4.15
	70S	19.5	96,800	91,800	5.45
	66S	21	92,800	88,800	4.50
	64S	22.6	90,300	86,300	4.63
	60S	24.1	87,700	83,700	4.78
Carbonized Australian	66S	21	73,000	73,000	0.00
	64S	22.6	68,300	68,300	0.00
New Zealand	T100 3-5"	32.2	40,000	40,000	0.00
	T107 3-5"	33.7	36,300	36,300	0.00
	T128 3-5"	34/36	33,500	33,500	0.00
Combed New Zealand	56S	28.8	55,000	55,000	0.00
	50S	32.2	42,000	42,000	0.00
	48/50S	33.7	40,000	40,000	0.00
Uruguay	60S	24	79,000	79,000	0.00
	58S	26.8	57,000	57,000	0.00
	56S	28.8	47,000	47,000	0.00
Domestic	70S	19.5	83,500	83,500	0.00
	66S	21	78,500	78,500	0.00
	64S	22.6	68,500	68,500	0.00
	60S	24	60,500	60,500	0.00

SOURCE: NANJING WOOL MARKET

### CAPE WOOLS FLEECE WOOL PRICES

SPINNERS AND GOOD TOPMAKING STYLES, AWEX TYPES MF4 AND MF5. FIBRE LENGTH MEASUREMENTS IN MILLIMETRES.								SEPTEMBER 11
Micron	100+	90	80	70	60	50	40	30
18.0	-	-	12,604	-	12,305	11,948	11,941	-
18.5	-	-	12,457	12,067	12,086	11,931	11,766	-
19.0	-	12,150	12,200	12,156	11,778	11,840	11,070	-
19.5	-	12,048	11,938	11,913	11,463	11,558	11,008	9,578
20.0	-	11,728	11,834	11,575	11,490	11,326	10,718	-
20.5	-	11,606	11,648	11,521	11,414	10,988	-	-
21.0	-	11,536	11,574	11,523	11,360	11,068	10,105	-
21.5	-	11,521	11,551	11,501	11,384	10,706	9,802	-
22.0	-	-	11,493	11,403	11,268	10,641	-	-
22.5	-	-	11,379	11,165	-	-	-	-
23	-	-	11,342	11,165	10,935	-	-	-
23.5	-	-	-	-	-	-	-	-
24.0	-	-	-	-	-	-	-	-

SOURCE: CAPE WOOLS.

### SOUTH AFRICAN MOHAIR

MOHAIR AUCTION RESULT			Aug 27
	Bales sold	Volume in kg	Av. price (rand/kg)
Kids			
Long (A/B) Summer	-	-	-
Long (A/B) Winter	42	5,143.2	259.93
Medium (C) Summer	-	-	-
Medium (C) Winter	67	8,394.9	259.98
Short (D) Summer	-	-	-
Short (D) Winter	54	6,898.6	252.91
Washing (E) Summer	-	-	-
Washing (E) Winter	11	1,156.5	201.80
Seady/Stain and Locks	14	1,740.9	134.82
Summer total	-	-	-
Winter Total	<b>174</b>	<b>21,593.2</b>	-
Young Goats			
Long (A/B) Summer	-	-	-
Long (A/B) Winter	20	2,541.7	180.01
Medium (C) Summer	-	-	-
Medium (C) Winter	55	7,054.1	163.79
Short (D) Summer	-	-	-
Short (D) Winter	50	6,070.0	155.94
Washing (E) Summer	-	-	-
Washing (E) Winter	3	393.8	156.31
Seady/Stain and Locks	10	1,294.8	74.12
Summer total	-	-	-
Winter Total	<b>128</b>	<b>16,059.6</b>	<b>163.21</b>
Adults			
Long (A/B) Fine	8	953.6	127.72
Long (A/B) Strong	56	7,904.5	90.65
Medium (C) Fine	76	10,075.2	108.69
Medium (C) Strong	206	26,820.2	91.58
Short (D) Fine	40	5,531.8	104.59
Short (D) Strong	78	9,920.4	89.91
Washing (E) Fine	18	2,547.9	89.65
Washing (E) Strong	11	1,479.8	88.23
Seady/Stain and Locks	65	8,181.4	69.33
Fine total	142	<b>19,108.5</b>	<b>105.91</b>
Strong Total	<b>351</b>	<b>46,124.9</b>	<b>90.96</b>

SOURCE: MOHAIR SOUTH AFRICA

**UNITED KINGDOM**

**BRITISH QUOTATIONS FOR TOPS**

PENCE PER KG. DRY-COMBED BASIS.						
Old Quality	Mic/Lgt	Sep 5	Aug 29	Aug 22	3 months ago	Year ago
<b>Merino/fine crossbred</b>						
120's	17.5	1,160	1,150	1,115	1,195	1,150
110's	18.0	1,110	1,100	1,060	1,160	1,100
80's	19/66	1,055	1,050	1,020	1,095	1,030
70's super	21/70	945	935	895	995	950
70's blended	21/65	925	915	875	975	930
66's	22/65	925	890	860	975	920
64's super	23/68	915	885	855	960	900
64's blended	23/64	795	795	765	815	750
60's super	25/70	755	755	745	780	770
60's blended	25.5/70	670	650	640	670	635
58's super	27.5/8	600	600	590	620	590
58's blended	28/78	545	525	515	545	515
<b>Crossbred</b>						
56's (Australian)	29.5	540	540	535	540	510
56's super	29.5	505	490	485	500	495
54's	31	490	475	470	490	490
50's	34	480	465	460	480	480
£/US\$ rate		1.56	1.55	1.56	1.55	1.59
<b>British crossbred</b>						
31.5 English		380	375	375	365	360
33/34 English		365	350	350	330	

**BRADFORD AUCTION PRICES IN P/KG**

N.Q. = NO QUOTE				
GRADE DESCRIPTION	Sep 4	Aug 21	Aug 8	July 17
226 Pick & Super Wrs	168	155	150	163
232 Pick & Super Cast	147	141	139	148
338 Halfbred Wrs	173	164	168	180
345 Halfbred Wrs Cast	171	161	162	171
430 Cross Wrs	175	164	161	165
Cross Wrs Cast	168	158	154	161
616 Cheviot Wethers	184	185	185	181
620 Cheviot Cast	NQ	168	174	166
659 Fine Radnor Cross Cast	162	152	150	155
663 Welsh Cast	119	112	97	98
666 Red Kempy & Lt Grey Welsh	105	98	93	93
668 Red Kempy & Lt Grey Radnor X	NQ	93	92	98
707 Swaledale & Dalesbred	87	76	69	NQ
709 Swaledale Grey	76	68	64	NQ
723 Blackface Carpet White	133	124	NQ	NQ
732 Blackface Light Cast	134	NQ	122	120
<b>BRITISH FLEECE INDICATOR P/KG</b>				
Greasy	146	137	134	141
Clean	212	196	194	201
SOURCE: BRITISH WOOL MARKETING BOARD				

**SPECIALITY FIBRES**

SPECIALITY FIBRES - QUOTATIONS FOR ALL THE FOLLOWING FIBRES AND TOPS ARE AVERAGE PRICES IN US\$ PER KG, FOB				
	Sep-5	29-Aug	22-Aug	15-Aug
<b>Chinese cashmere (dehaired)</b>				
White Hosiery 38mm	160.00	160.00	155.00	155.00
Weaving 32mm Brown	138.00	138.00	135.00	135.00
Hosiery 38mm	143.00	143.00	140.00	140.00
Weaving 32mm	134.00	134.00	131.00	131.00
<b>Mongolian cashmere (dehaired)</b>				
Brown	125.00	125.00	120.00	120.00
Light Grey	126.00	126.00	121.00	121.00
<b>Afghan/Iranian cashmere (dehaired)</b>				
White	113.00	113.00	109.00	109.00
Fawn	109.00	109.00	105.00	105.00
Dark Brown	107.00	107.00	104.00	104.00
<b>Cape mohair tops</b>				
Adult 37 microns	19.00	19.00	19.00	19.00
Young goat 33 microns	23.50	23.50	23.50	23.50
Super young goat 31 microns	34.00	34.00	34.00	34.00
Kid 28 microns	42.00	42.00	42.00	42.00
Kid 25 microns	46.00	46.00	46.00	46.00
<b>Alpaca tops</b>				
White Baby (BL)	30.00	30.00	30.00	30.00
Fine spinning (FS)	17.50	17.50	17.50	17.50
Adult (AG)	11.00	11.00	11.00	11.00
<b>Angora</b>				
Super quality	38.00	38.00	38.00	38.00
1st quality	35.00	35.00	35.00	35.00
2nd quality	33.00	33.00	33.00	33.00
3rd quality	32.00	32.00	32.00	32.00
4th quality	31.00	31.00	31.00	31.00
Off	24.00	24.00	24.00	24.00
<b>Camel-hair (dehaired)</b>				
Super baby	44.00	44.00	44.00	44.00
Medium baby	29.00	29.00	29.00	29.00
Adult	22.00	22.00	22.00	22.00
<b>Yak-hair (dehaired)</b>				
Super	41.00	41.00	41.00	41.00
Medium	30.00	30.00	30.00	30.00
<b>Silk</b>				
Mulberry sliver	49.00	49.00	49.00	49.00
Mulberry noil	14.00	14.00	14.00	14.00
Tussah sliver	38.00	38.00	36.00	36.00
Tussah noil	13.00	13.00	12.00	12.00
SOURCE: SEAL INTERNATIONAL				

## AMERICAS

URUGUAY - UNLESS OTHERWISE STATED, PRICES ARE IN US\$/KG, GREASY AT FARMGATE FOR THE PERIOD JULY 19 - AUGUST 1

Wool Type	Microns	Unconditioned Lots		Conditioned Lots	
		US\$0.02 Prime		US\$0.04 Prime	
Merino Superfine Fleece	19.0 - 20.5	-	-	-	-
	20.6 - 21.0	-	-	-	-
Merino Fleece	21.1 - 22.0	-	-	5.50	-
	22.1 - 22.5	-	-	-	-
Merino Crossbred Fleece	22.6 - 23.5	-	-	-	-
	23.6 - 24.0	-	-	-	-
Polwarth Fleece	Finer than 23.5	-	4.40	4.50	-
	23.6 - 24.0	-	-	-	-
	24.1 - 24.9	-	-	-	-
	25.0 or coarser	-	-	-	-
Merilin Fleece	24.1 or coarser	-	-	-	-
(Uruguayan breed)	24.1 or coarser	-	-	-	-
Fine Crossbred Fleece	24.2 - 25.4	-	-	-	-
Fine Crossbred and	25.5 - 26.5	-	-	-	-
Fine Corriedale Fleece	26.6 - 27.5	-	-	-	-
Medium Corriedale Fleece	27.6 - 28.5	2.80	2.90-3.00	3.00-3.07	
	28.6 - 29.5	3.00-290 -2.85	2.90	3.00	-
Strong Corriedale Fleece	29.6 - 28.5	-	-	-	-
	30.6 or coarser	-	2.70	-	-
Romney Marsh Fleece	34.0 or finer	-	-	-	-
	34.1 or coarser	-	-	-	-
Fine Bellies	-	-	0.80	1.00	-
Other Bellies	-	0.50-6.60	0.80-0.60	0.57-0.50	-
		-0.80	-0.50	-0.60	-

SOURCE: URUGUAYAN WOOL SECRETARIAT (SUL)

ARGENTINA - UNLESS OTHERWISE STATED, PRICES ARE IN US\$/KG, GREASY AT FARMGATE FOR THE PERIOD AUGUST 22 - 29

Fineness	Combing Yield				
	40%	45%	50%	55%	60%
16.0	3.90	4.47	5.08	5.61	6.15
16.5	3.58	4.10	4.66	5.16	5.65
17.0	3.25	3.74	4.25	4.70	5.15
17.5	3.05	3.51	3.99	4.42	4.85
18.0	2.97	3.41	3.88	4.30	4.71
18.5	2.84	3.27	3.73	4.13	4.53
19.0	2.79	3.21	3.62	4.01	4.40
19.5	2.73	3.14	3.54	3.93	4.31
20.0	2.68	3.09	3.50	3.86	4.21
20.5	2.68	3.08	3.49	3.85	4.20
21.0	2.70	3.11	3.52	3.88	4.24
21.5	2.65	3.05	3.46	3.81	4.16
22.0	2.62	3.02	3.41	3.76	4.11
22.5	2.61	3.00	3.39	3.74	4.08
23.0	2.59	2.99	3.37	3.73	4.08
23.5	2.57	2.96	3.34	3.72	4.08
24.0	2.52	2.90	3.27	3.65	4.01
24.5	2.34	2.70	3.05	3.40	3.74

SOURCE: PROLANA

## EXCHANGE RATES

	€	£	US \$	A \$	£ 3 Mths ago	£ Year ago
US \$	1.32	1.56		0.91	1.55	1.59
£	0.85		0.64	0.58		
€		1.18	0.76	0.69	1.18	1.26
A \$	1.44	1.71	1.09		1.62	1.55
NZ \$	1.68	1.99	1.27	1.16	1.94	2.00
SA Rand	13.57	16.05	10.28	9.39	15.32	13.30
¥	131.76	155.85	99.87	91.23	153.10	124.82
Index	95.22	82.30	86.78	102.55	80.94	84.44

## NEXT SALES

- **September 11:** **Port Elizabeth (8,500 bales)**
- **September 11, 12:** **Sydney (10,614 bales)**
- **September 11, 12:** **Melbourne (22,705 bales)**
- **September 11, 12:** **Fremantle (10,887 bales)**
- **September 12:** **Christchurch (8,200 bales)**
- **September 18:** **Bradford**

**Analysis**  
 Matt Robinson  
 mrobinson@wtin.com

E-mail: mrobinson@wtin.com  
 Internet: www.wtin.com  
 Copyright © 2013 World Textile Information Network Ltd.

**Design**  
 Jay Faulkner  
 design@wtin.com

**Subscription**  
 Adam Ross  
 aross@wtin.com

**Managing Director**  
 Mark Jarvis  
 mjarvis@wtin.com

Wool Market Report is published by World Textile Information Network Ltd.  
 WestOne, 114 Wellington Street, Leeds, LS1 1BA, United Kingdom  
 Tel: +44 (0)113 388 4882  
 Fax: +44 (0)113 388 4844

All rights reserved. No part of this publication may be reproduced, stored in a retrieval system, or transmitted, in any form or by any means, electronic, mechanical, photocopying, recording or otherwise, without the written permission of the publisher.

Disclaimer: Information contained in this report is obtained from sources believed to be reliable, however no responsibility nor liability will be accepted by WTIN for commercial decisions claimed to have been based on the content of the report.